


# ST. CLAIR COUNTY SENIOR CITIZENS MILLAGE



## 2023 Annual Demographics Report



Prepared for the Commission on Aging

02/22/24

# Blue Water Safe Horizons

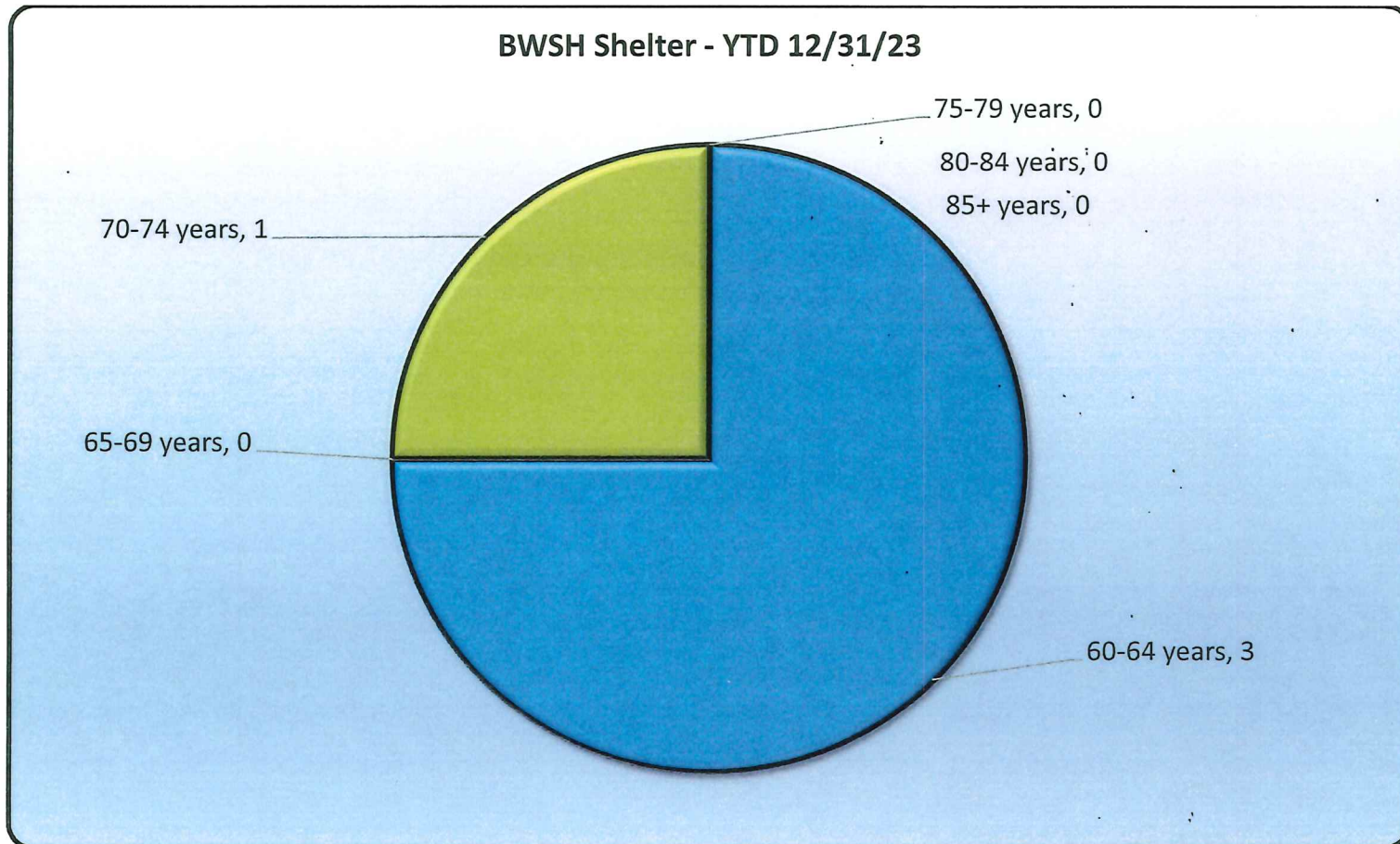
# Emergency Shelter

# COMMISSON ON AGING

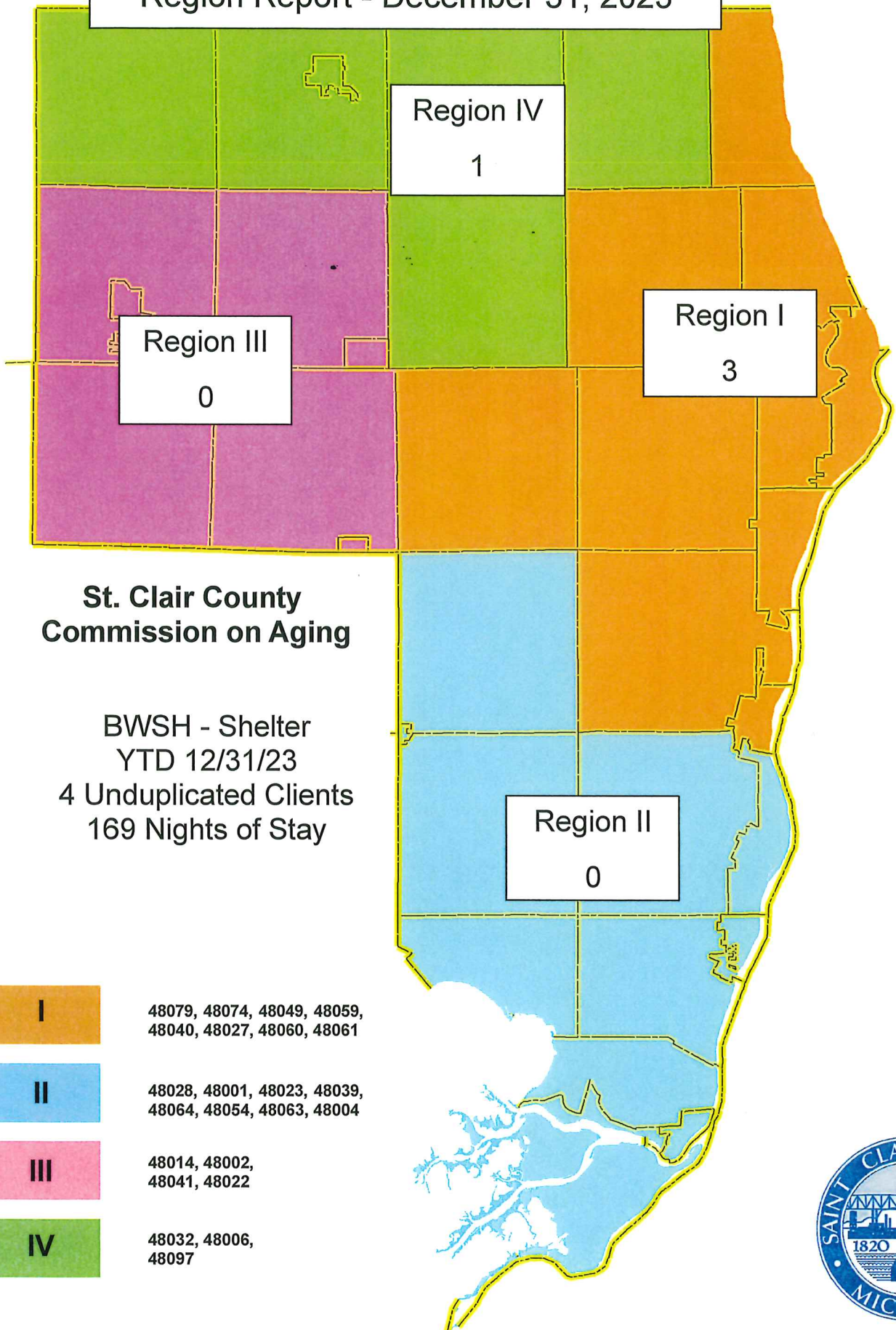
## Blue Water Safe Horizons - Shelter Clients by Age

YTD Report as of December 31, 2023

4 Unduplicated Seniors/169 Nights



Blue Water Safe Horizons  
Region Report - December 31, 2023



**St. Clair County  
Commission on Aging**

BWSH - Shelter  
YTD 12/31/23  
4 Unduplicated Clients  
169 Nights of Stay

I	48079, 48074, 48049, 48059, 48040, 48027, 48060, 48061
II	48028, 48001, 48023, 48039, 48064, 48054, 48063, 48004
III	48014, 48002, 48041, 48022
IV	48032, 48006, 48097





# ST. CLAIR COUNTY SENIOR SERVICES

## Year-to-Date Demographic Report - 2023

<b>YEAR TO DATE :</b>	12/31/2023	<b>PROGRAM:</b>	BWSH - Shelter
-----------------------	------------	-----------------	----------------

<b>Prepared by:</b>	Lori Lehmann
---------------------	--------------

AREA Zip code	YTD CLIENT # YTD SERVED Unduplicated	CLIENT AGE - YTD Reports							INCOME - YTD Reports				
		60-64 years	65-69 years	70-74 years	75-79 years	80-84 years	85+ years	Client refused	100% or less of poverty	101% to 200% of poverty	201% to 250% of poverty	Over 250% of poverty	Client refused or agency did not collect
48027	0	0	0	0	0	0	0	0	0	0	0	0	0
48040	0	0	0	0	0	0	0	0	0	0	0	0	0
48049	0	0	0	0	0	0	0	0	0	0	0	0	0
48059	1	0	0	1	0	0	0	0	0	1	0	0	0
48060	2	2	0	0	0	0	0	0	0	0	1	1	0
48061	0	0	0	0	0	0	0	0	0	0	0	0	0
48074	0	0	0	0	0	0	0	0	0	0	0	0	0
48079	0	0	0	0	0	0	0	0	0	0	0	0	0
48001	0	0	0	0	0	0	0	0	0	0	0	0	0
48004	0	0	0	0	0	0	0	0	0	0	0	0	0
48023	0	0	0	0	0	0	0	0	0	0	0	0	0
48028	0	0	0	0	0	0	0	0	0	0	0	0	0
48039	0	0	0	0	0	0	0	0	0	0	0	0	0
48054	0	0	0	0	0	0	0	0	0	0	0	0	0
48063	0	0	0	0	0	0	0	0	0	0	0	0	0
48064	0	0	0	0	0	0	0	0	0	0	0	0	0
48002	0	0	0	0	0	0	0	0	0	0	0	0	0
48014	0	0	0	0	0	0	0	0	0	0	0	0	0
48022	0	0	0	0	0	0	0	0	0	0	0	0	0
48041	0	0	0	0	0	0	0	0	0	0	0	0	0
48006	1	1	0	0	0	0	0	0	0	0	0	0	1
48032	0	0	0	0	0	0	0	0	0	0	0	0	0
48097	0	0	0	0	0	0	0	0	0	0	0	0	0
<b>YTD SERVED</b>	<b>4</b>	<b>3</b>	<b>0</b>	<b>1</b>	<b>0</b>	<b>0</b>	<b>0</b>	<b>0</b>	<b>0</b>	<b>1</b>	<b>1</b>	<b>1</b>	<b>1</b>

<b>Zip Code/Service Area Legend:</b>		<b>WAIT LIST</b>			<b>OTHER MEASURES, IF APPLICABLE</b>		
Region I	Region III				<b>MEASURE</b>		<b>YTD</b>
Region II	Region IV				# ON WAIT LIST YTD		Total Nights

# Outreach/Advocate

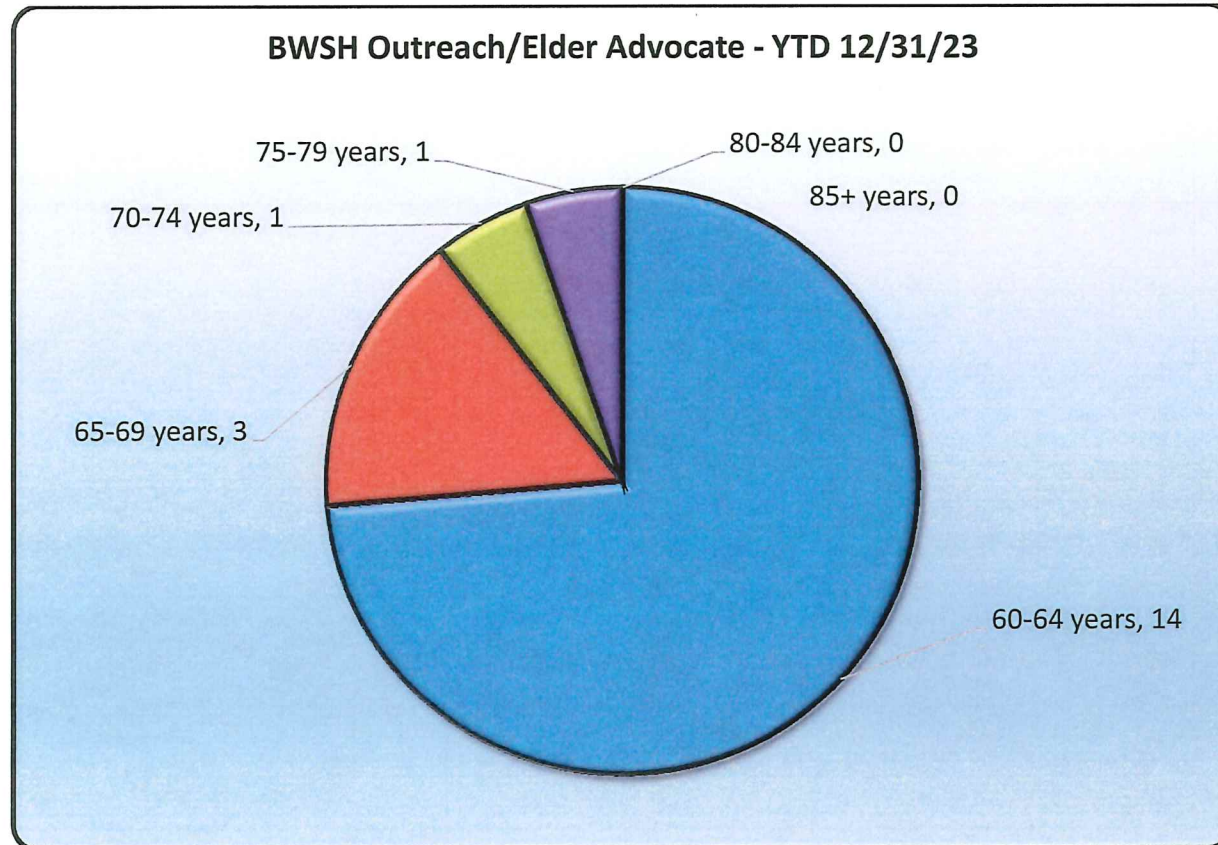
# COMMISSON ON AGING

## Blue Water Safe Horizons - Outreach/Advocate Clients by Age

YTD Report as of December 31, 2023

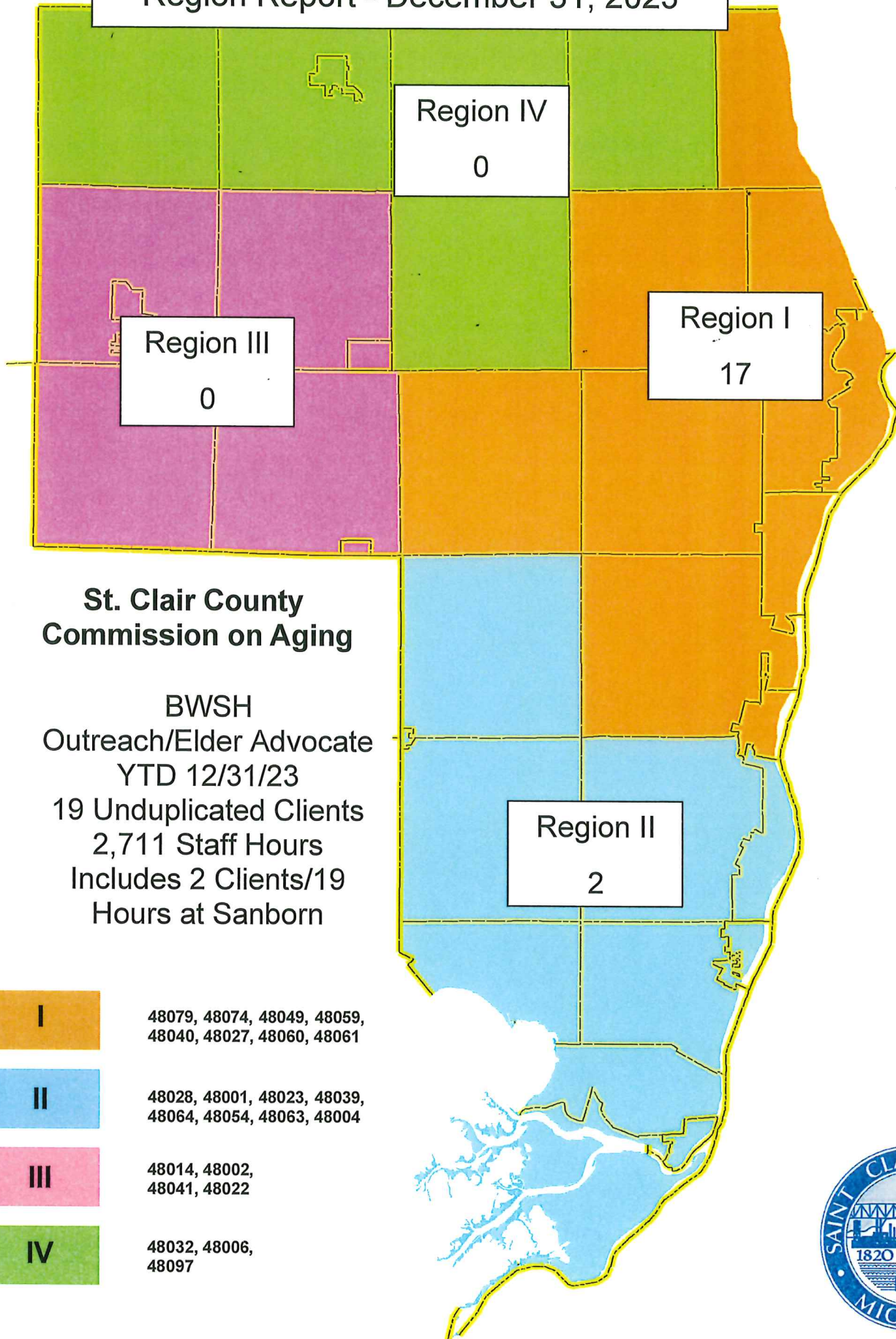
19 Unduplicated Seniors/2,711 Staff Hours

2 Sanborn Clients/19 Sanborn Hours (Included in Totals)





Blue Water Safe Horizons  
Region Report - December 31, 2023



**St. Clair County  
Commission on Aging**

BWSH  
Outreach/Elder Advocate  
YTD 12/31/23  
19 Unduplicated Clients  
2,711 Staff Hours  
Includes 2 Clients/19  
Hours at Sanborn

I	48079, 48074, 48049, 48059, 48040, 48027, 48060, 48061
II	48028, 48001, 48023, 48039, 48064, 48054, 48063, 48004
III	48014, 48002, 48041, 48022
IV	48032, 48006, 48097





# ST. CLAIR COUNTY SENIOR SERVICES

## Year-to-Date Demographic Report - 2023

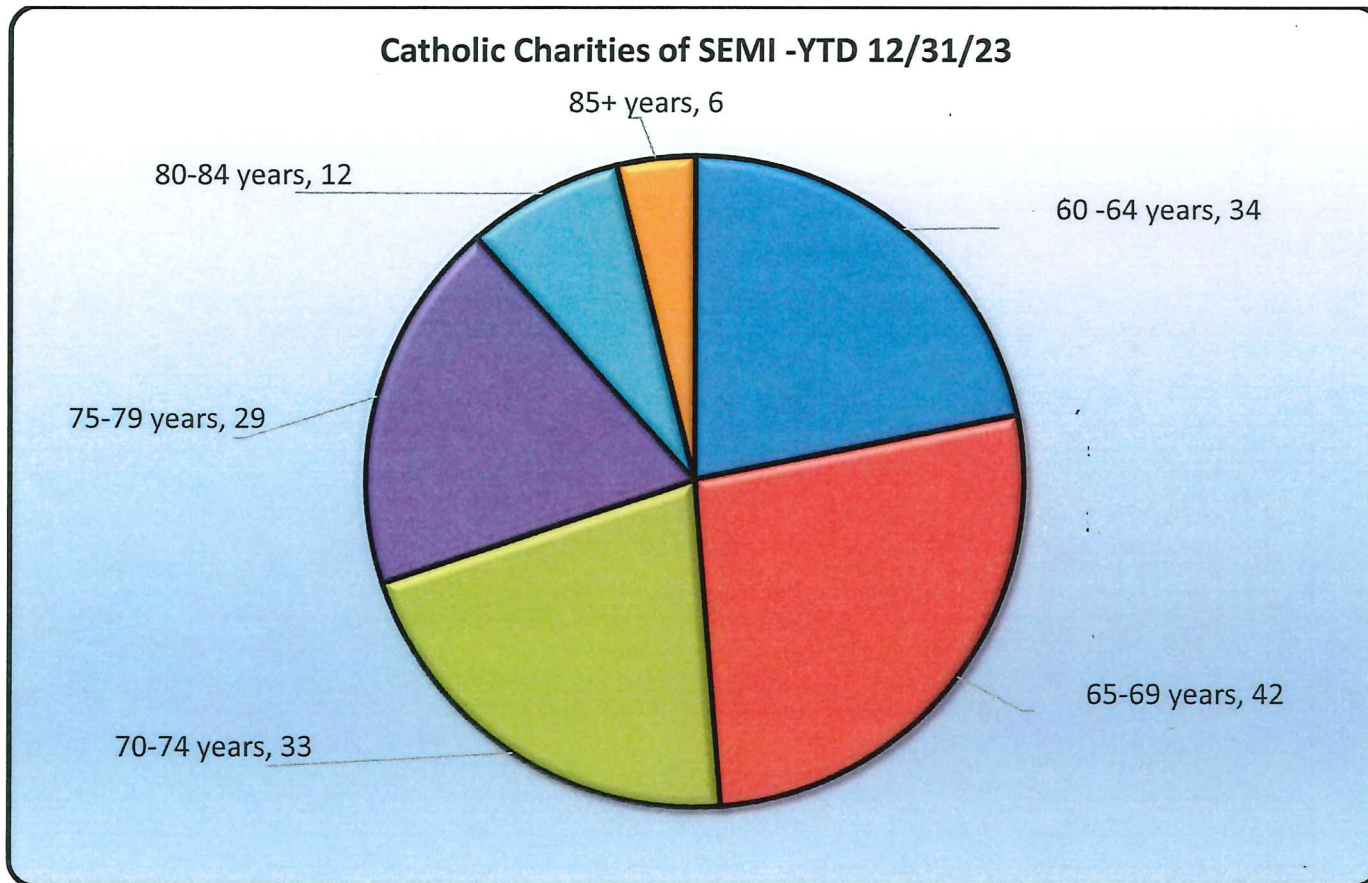
<b>YEAR TO DATE :</b>	12/31/2023	<b>PROGRAM:</b>	BWSH - Outreach/Elder Advocate											
		<b>Prepared by:</b>	Lori Lehmann											
<b>AREA</b>	<b>YTD CLIENT #</b>	<b>CLIENT AGE - YTD Reports</b>							<b>INCOME - YTD Reports</b>					
Zip code	YTD SERVED Unduplicated #	60-64 years	65-69 years	70-74 years	75-79 years	80-84 years	85+ years	Client refused	100% or less of poverty	101% to 200% of poverty	201% to 250% of poverty	Over 250% of poverty	Client refused or agency did not collect	
48027	0	0	0	0	0	0	0	0	0	0	0	0	0	
48040	0	0	0	0	0	0	0	0	0	0	0	0	0	
48049	0	0	0	0	0	0	0	0	0	0	0	0	0	
48059	1	0	0	0	1	0	0	0	0	1	0	0	0	
48060	16	12	3	1	0	0	0	0	1	2	4	2	6	
48061	0	0	0	0	0	0	0	0	0	0	0	0	0	
48074	0	0	0	0	0	0	0	0	0	0	0	0	0	
48079	0	0	0	0	0	0	0	0	0	0	0	0	0	
48001	0	0	0	0	0	0	0	0	0	0	0	0	0	
48004	0	0	0	0	0	0	0	0	0	0	0	0	0	
48023	0	0	0	0	0	0	0	0	0	0	0	0	0	
48028	0	0	0	0	0	0	0	0	0	0	0	0	0	
48039	2	2	0	0	0	0	0	0	0	1	0	1	0	
48054	0	0	0	0	0	0	0	0	0	0	0	0	0	
48063	0	0	0	0	0	0	0	0	0	0	0	0	0	
48064	0	0	0	0	0	0	0	0	0	0	0	0	0	
48002	0	0	0	0	0	0	0	0	0	0	0	0	0	
48014	0	0	0	0	0	0	0	0	0	0	0	0	0	
48022	0	0	0	0	0	0	0	0	0	0	0	0	0	
48041	0	0	0	0	0	0	0	0	0	0	0	0	0	
48006	0	0	0	0	0	0	0	0	0	0	0	0	0	
48032	0	0	0	0	0	0	0	0	0	0	0	0	0	
48097	0	0	0	0	0	0	0	0	0	0	0	0	0	
<b>YTD SERVED</b>	<b>19</b>	<b>14</b>	<b>3</b>	<b>1</b>	<b>1</b>	<b>0</b>	<b>0</b>	<b>0</b>	<b>1</b>	<b>4</b>	<b>4</b>	<b>3</b>	<b>6</b>	
<b>Zip Code/Service Area Legend:</b>		<b>WAIT LIST</b>						<b>OTHER MEASURES, IF APPLICABLE</b>						
Region I	Region III							MEASURE						
Region II	Region IV	# ON WAIT LIST YTD						n/a	# of Sanborn					
		Staff Hours						2711.62	Sanborn Client Hrs					
									YTD					
									2					
									19					

# Catholic Charities

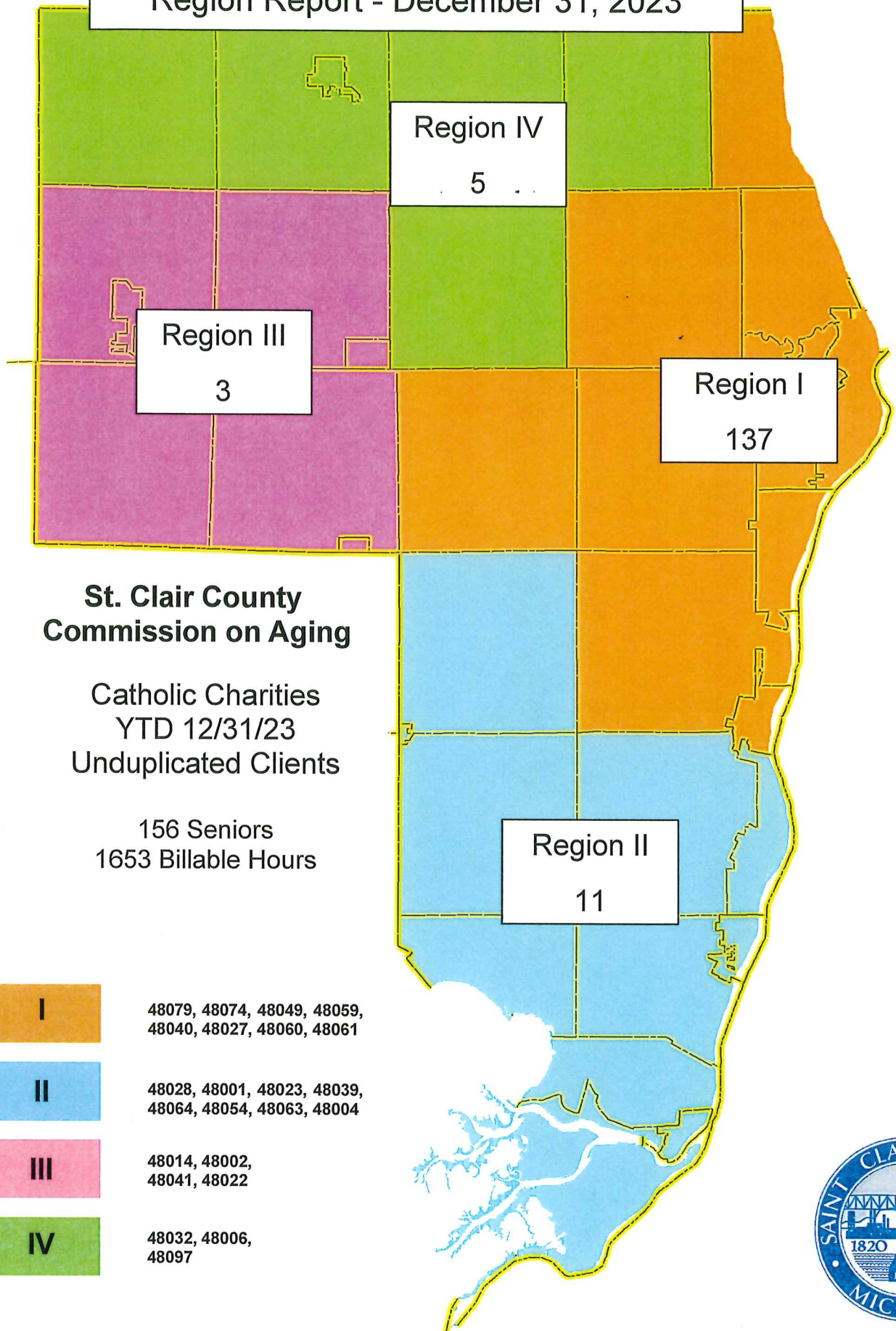
# COMMISSON ON AGING

## Catholic Charities of Southeast Michigan - Counseling Service Clients by Age

YTD Report as of December 31, 2023  
156 Unduplicated Seniors/1,653 Billable Hours



**Catholic Charities of SEMI  
Region Report - December 31, 2023**



**St. Clair County  
Commission on Aging**

Catholic Charities  
YTD 12/31/23  
Unduplicated Clients

156 Seniors  
1653 Billable Hours





# ST. CLAIR COUNTY SENIOR SERVICES

## Year-to-Date Demographic Report - 2023

YEAR TO DATE :	12/31/2023	PROGRAM:	CATHOLIC CHARITIES OF SEMI - OLDER ADULT COUNSELING											
		Prepared by:	BELINDA BARRETT - COVE											
AREA	YTD CLIENT #	CLIENT AGE - YTD Reports							INCOME - YTD Reports					
Zip code	YTD SERVED Unduplicated	#	60-64 years	65-69 years	70-74 years	75-79 years	80-84 years	85+ years	Client refused	100% or less of poverty	101% to 200% of poverty	201% to 250% of poverty	Over 250% of poverty	Client refused or agency did not collect
48027	1	0	0	0	0	1	0	0	0	0	0	0	0	1
48040	14	4	4	4	1	1	0	0	0	0	0	0	0	14
48049	6	2	1	1	1	1	0	0	0	0	0	0	0	6
48059	18	2	5	4	3	1	3	0	0	0	0	0	0	18
48060	76	18	20	17	15	5	1	0	0	0	0	0	0	76
48061	0	0	0	0	0	0	0	0	0	0	0	0	0	0
48074	11	3	4	1	3	0	0	0	0	0	0	0	0	11
48079	11	1	3	2	3	1	1	0	0	0	0	0	0	11
48001	2	0	1	0	1	0	0	0	0	0	0	0	0	2
48004	0	0	0	0	0	0	0	0	0	0	0	0	0	0
48023	3	1	0	1	0	0	1	0	0	0	0	0	0	3
48028	1	0	1	0	0	0	0	0	0	0	0	0	0	1
48039	1	1	0	0	0	0	0	0	0	0	0	0	0	1
48054	2	0	1	0	0	1	0	0	0	0	0	0	0	2
48063	1	1	0	0	0	0	0	0	0	0	0	0	0	1
48064	1	1	0	0	0	0	0	0	0	0	0	0	0	1
48002	0	0	0	0	0	0	0	0	0	0	0	0	0	0
48014	2	0	1	1	0	0	0	0	0	0	0	0	0	2
48022	0	0	0	0	0	0	0	0	0	0	0	0	0	0
48041	1	0	0	1	0	0	0	0	0	0	0	0	0	1
48006	1	0	0	0	1	0	0	0	0	0	0	0	0	1
48032	4	0	1	1	1	1	0	0	0	0	0	0	0	4
48097	0	0	0	0	0	0	0	0	0	0	0	0	0	0
<b>YTD SERVED</b>	<b>156</b>	<b>34</b>	<b>42</b>	<b>33</b>	<b>29</b>	<b>12</b>	<b>6</b>	<b>0</b>	<b>0</b>	<b>0</b>	<b>0</b>	<b>0</b>	<b>0</b>	<b>156</b>
<b>Zip Code/Service Area Legend:</b>		<b>WAIT LIST</b>							<b>OTHER MEASURES, IF APPLICABLE</b>					
Region I	Region III								<b>MEASURE</b>		<b>YTD</b>			
Region II	Region IV	<b># ON WAIT LIST YTD</b>							<b># Hours</b>		<b>1653</b>			

# Council on Aging

# Adult Day Care StarPath



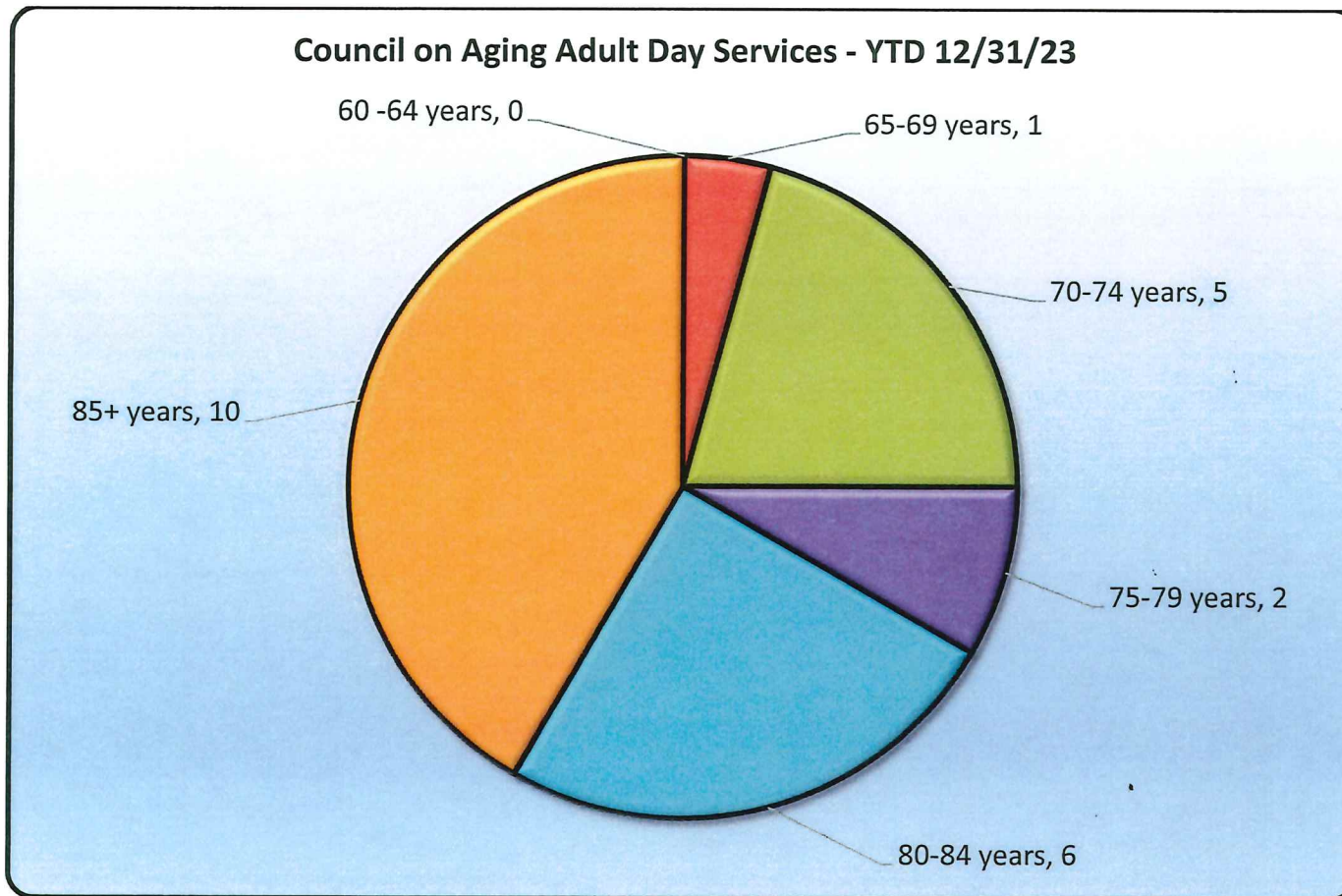
# COMMISSON ON AGING

Council on Aging - Adult Day Services (Starpath)

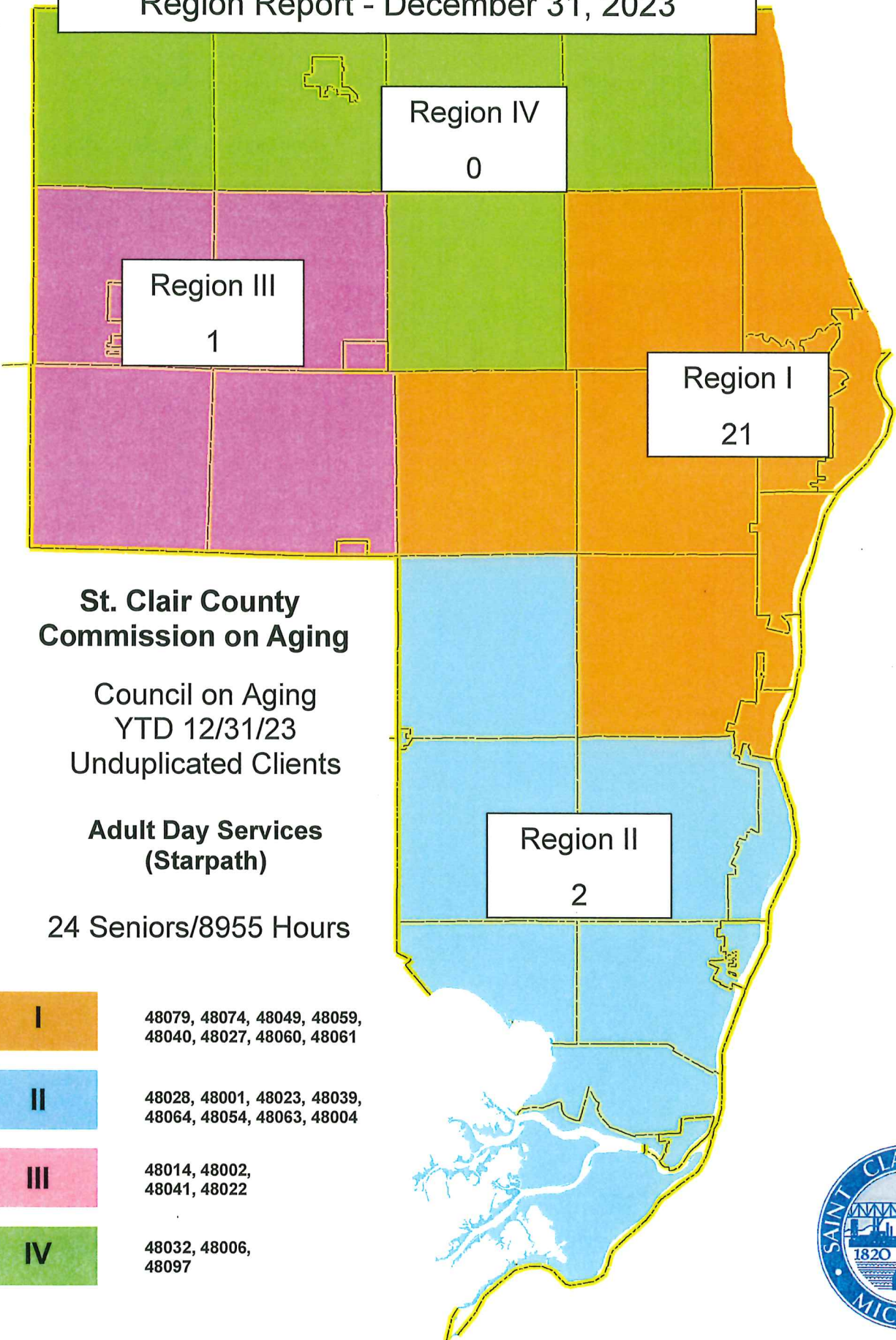
Clients by Age

Report as of December 31, 2023

24 Unduplicated Seniors/8,955 Hours



**Council on Aging  
Region Report - December 31, 2023**



**St. Clair County  
Commission on Aging**

Council on Aging  
YTD 12/31/23  
Unduplicated Clients

**Adult Day Services  
(Starpath)**

24 Seniors/8955 Hours

I	48079, 48074, 48049, 48059, 48040, 48027, 48060, 48061
II	48028, 48001, 48023, 48039, 48064, 48054, 48063, 48004
III	48014, 48002, 48041, 48022
IV	48032, 48006, 48097





# ST. CLAIR COUNTY SENIOR SERVICES

## Year-to-Date Demographic Report - 2023

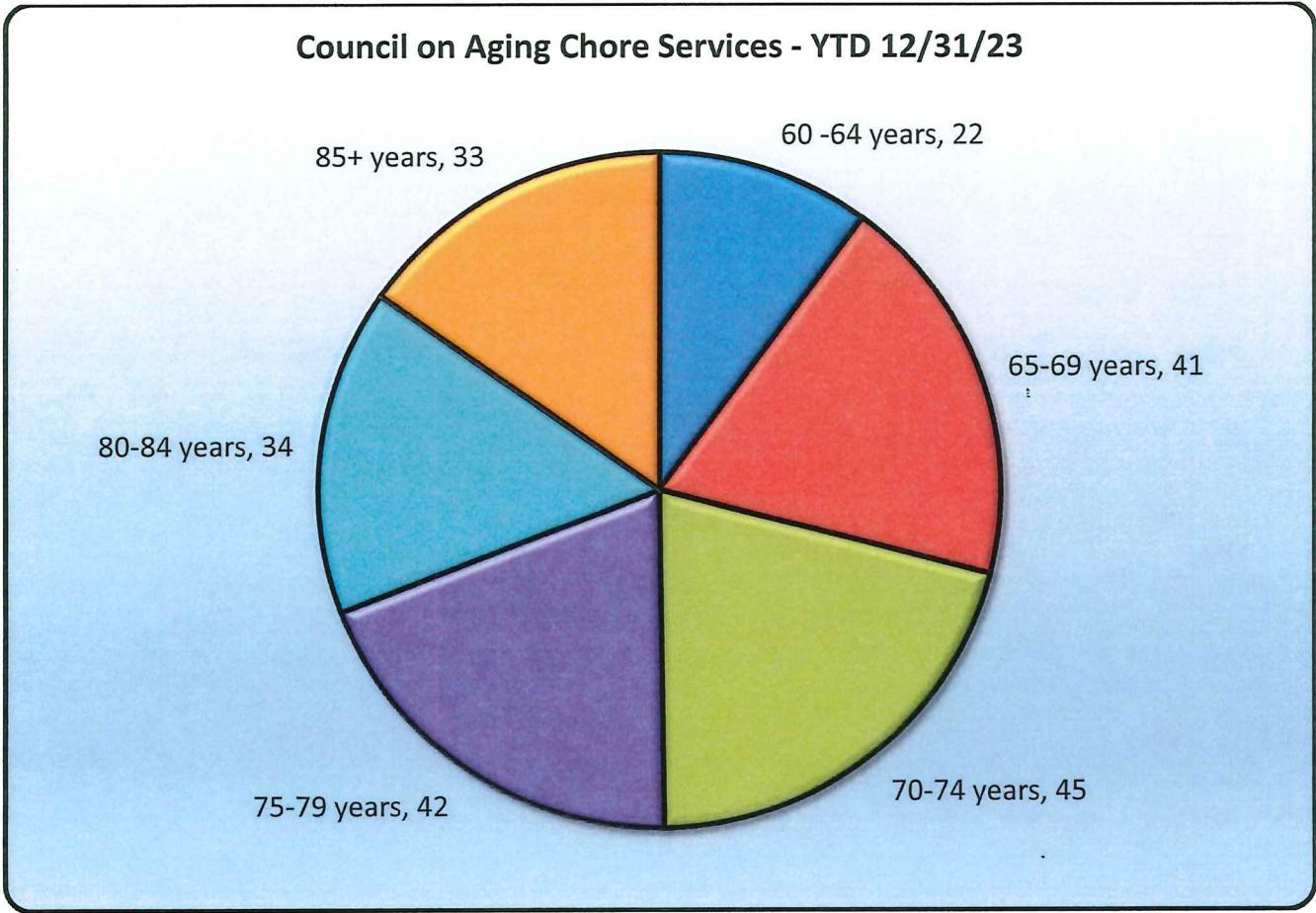
<b>YEAR TO DATE :</b>	12/31/2023	<b>PROGRAM:</b>	Council on Aging - Adult Day Services											
		<b>Prepared by:</b>	Marcie Chambers											
<b>AREA</b>	<b>YTD CLIENT #</b>	<b>CLIENT AGE - YTD Reports</b>							<b>INCOME - YTD Reports</b>					
Zip code	YTD SERVED Unduplicated	#	60-64 years	65-69 years	70-74 years	75-79 years	80-84 years	85+ years	Client refused	100% or less of poverty	101% to 200% of poverty	201% to 250% of poverty	Over 250% of poverty	Client refused or agency did not collect
48027	0	0	0	0	0	0	0	0	0	0	0	0	0	0
48040	3	0	1	1	0	0	1	0	0	1	2	0	0	0
48049	1	0	0	1	0	0	0	0	0	1	0	0	0	0
48059	4	0	0	0	0	0	4	0	0	2	2	0	0	0
48060	13	0	0	3	2	5	3	0	0	6	6	0	1	0
48061	0	0	0	0	0	0	0	0	0	0	0	0	0	0
48074	0	0	0	0	0	0	0	0	0	0	0	0	0	0
48079	0	0	0	0	0	0	0	0	0	0	0	0	0	0
48001	0	0	0	0	0	0	0	0	0	0	0	0	0	0
48004	0	0	0	0	0	0	0	0	0	0	0	0	0	0
48023	0	0	0	0	0	0	0	0	0	0	0	0	0	0
48028	0	0	0	0	0	0	0	0	0	0	0	0	0	0
48039	1	0	0	0	0	0	1	0	0	0	0	0	0	1
48054	0	0	0	0	0	0	0	0	0	0	0	0	0	0
48063	1	0	0	0	0	1	0	0	0	1	0	0	0	0
48064	0	0	0	0	0	0	0	0	0	0	0	0	0	0
48002	0	0	0	0	0	0	0	0	0	0	0	0	0	0
48014	0	0	0	0	0	0	0	0	0	0	0	0	0	0
48022	0	0	0	0	0	0	0	0	0	0	0	0	0	0
48041	1	0	0	0	0	0	1	0	0	0	0	0	1	0
48006	0	0	0	0	0	0	0	0	0	0	0	0	0	0
48032	0	0	0	0	0	0	0	0	0	0	0	0	0	0
48097	0	0	0	0	0	0	0	0	0	0	0	0	0	0
<b>YTD SERVED</b>	<b>24</b>	<b>0</b>	<b>1</b>	<b>5</b>	<b>2</b>	<b>6</b>	<b>10</b>	<b>0</b>	<b>11</b>	<b>10</b>	<b>0</b>	<b>2</b>	<b>1</b>	
<b>Zip Code/Service Area Legend:</b>			<b>WAIT LIST</b>						<b>OTHER MEASURES, IF APPLICABLE</b>					
Region I	Region III								<b>MEASURE</b>			<b>YTD</b>		
Region II	Region IV								one hour served			8,955.25		

# Chore Services

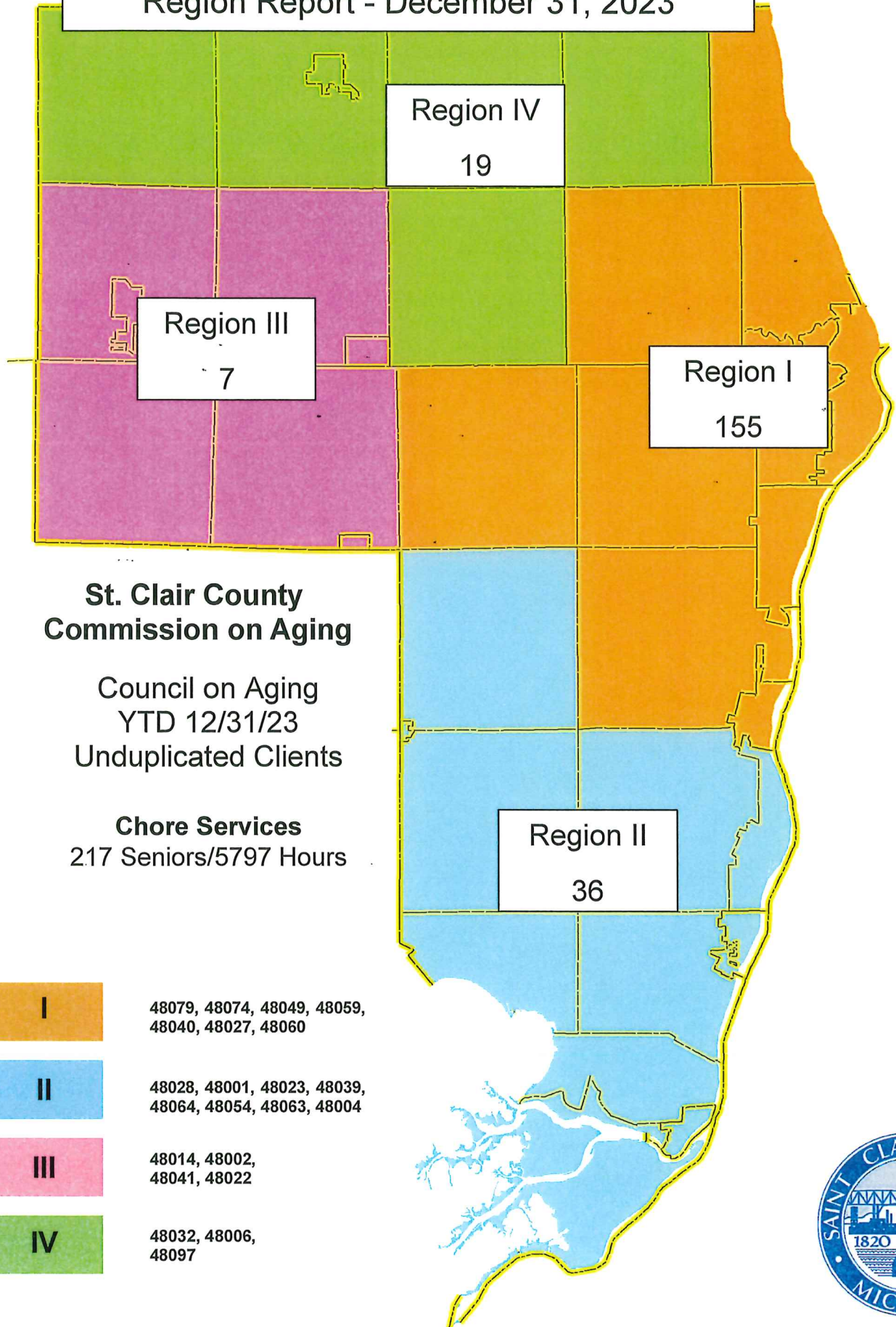
# COMMISSON ON AGING

## Council on Aging - Chore Serices Clients by Age

YTD Report as of December 31, 2023  
217 Unduplicated Seniors/5,797 Hours



**Council on Aging  
Region Report - December 31, 2023**



**St. Clair County  
Commission on Aging**

Council on Aging  
YTD 12/31/23  
Unduplicated Clients

**Chore Services**  
217 Seniors/5797 Hours

<b>I</b>	48079, 48074, 48049, 48059, 48040, 48027, 48060
<b>II</b>	48028, 48001, 48023, 48039, 48064, 48054, 48063, 48004
<b>III</b>	48014, 48002, 48041, 48022
<b>IV</b>	48032, 48006, 48097





# ST. CLAIR COUNTY SENIOR SERVICES

## Year-to-Date Demographic Report - 2023

<b>YEAR TO DATE :</b>	12/31/2023	<b>PROGRAM:</b>	Council on Aging - Chore Services										
		<b>Prepared by:</b> Marcie Chambers											
<b>AREA</b>	<b>YTD CLIENT #</b>	<b>CLIENT AGE - YTD Reports</b>							<b>INCOME - YTD Reports</b>				
Zip code	YTD SERVED Unduplicated	60-64 years	65-69 years	70-74 years	75-79 years	80-84 years	85+ years	Client refused	100% or less of poverty	101% to 200% of poverty	201% to 250% of poverty	Over 250% of poverty	Client refused or agency did not collect
48027	1	0	0	1	0	0	0	0	1	0	0	0	0
48040	22	1	1	4	7	4	5	0	2	8	1	6	5
48049	4	0	1	1	0	1	1	0	1	0	0	2	1
48059	19	1	1	9	2	2	4	0	8	7	1	1	2
48060	79	11	22	15	14	9	8	0	23	37	7	10	2
48061	0	0	0	0	0	0	0	0	0	0	0	0	0
48074	13	1	2	3	3	1	3	0	4	8	0	0	1
48079	17	2	1	3	6	3	2	0	2	9	3	1	2
48001	16	3	4	4	1	2	2	0	5	8	2	1	0
48004	0	0	0	0	0	0	0	0	0	0	0	0	0
48023	2	0	1	0	0	1	0	0	1	1	0	0	0
48028	0	0	0	0	0	0	0	0	0	0	0	0	0
48039	8	1	3	1	1	1	1	0	5	2	1	0	0
48054	6	0	0	1	0	2	3	0	1	4	0	1	0
48063	3	1	0	0	1	1	0	0	0	1	2	0	0
48064	1	0	0	0	1	0	0	0	1	0	0	0	0
48002	2	0	0	0	1	0	1	0	1	1	0	0	0
48014	2	0	1	0	0	1	0	0	1	0	0	0	1
48022	3	0	0	2	0	0	1	0	0	2	0	1	0
48041	0	0	0	0	0	0	0	0	0	0	0	0	0
48006	12	0	2	1	3	5	1	0	2	5	1	2	2
48032	2	0	2	0	0	0	0	0	2	0	0	0	0
48097	5	1	0	0	2	1	1	0	2	2	1	0	0
<b>YTD SERVED</b>	<b>217</b>	<b>22</b>	<b>41</b>	<b>45</b>	<b>42</b>	<b>34</b>	<b>33</b>	<b>0</b>	<b>62</b>	<b>95</b>	<b>19</b>	<b>25</b>	<b>16</b>
<b>Zip Code/Service Area Legend:</b>		<b>WAIT LIST</b>						<b>OTHER MEASURES, IF APPLICABLE</b>					
Region I	Region III							<b>MEASURE</b>			<b>YTD</b>		
Region II	Region IV							one hour service			5,796.50		

# Community Liaison



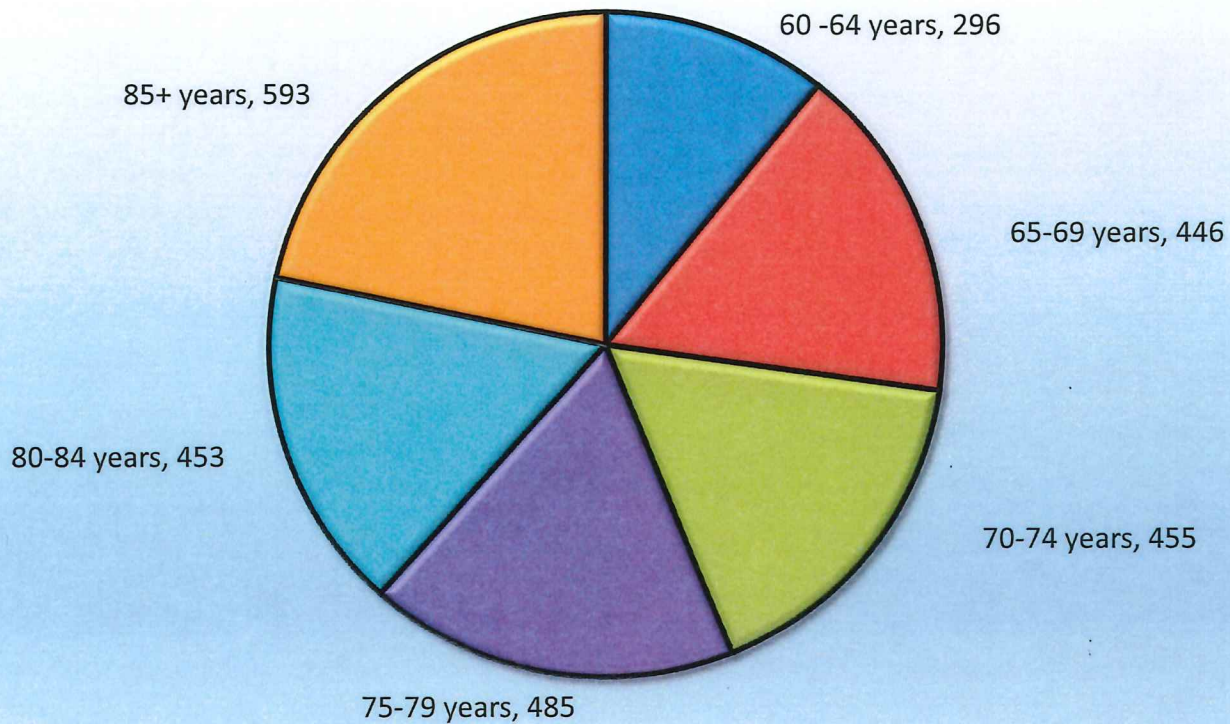
# COMMISSON ON AGING

## Council on Aging - Community Liaison Clients by Age

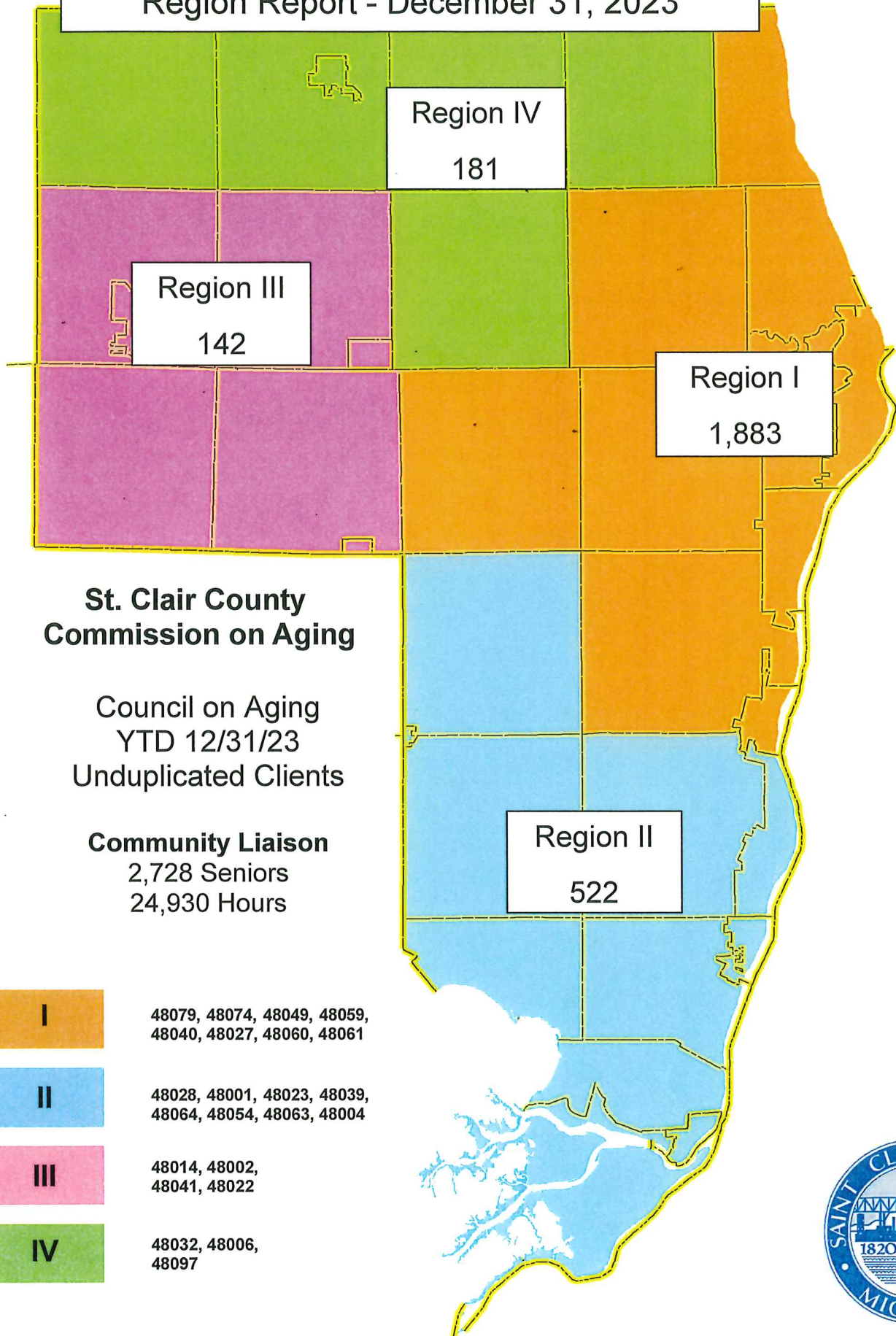
YTD Report as of December 31, 2023

2,728 Unduplicated Seniors/24,930 Hours

Council on Aging Community Liaison - YTD 12/31/23




**Council on Aging  
Region Report - December 31, 2023**



**St. Clair County  
Commission on Aging**

Council on Aging  
YTD 12/31/23  
Unduplicated Clients

**Community Liaison**  
2,728 Seniors  
24,930 Hours



**I**  
48079, 48074, 48049, 48059,  
48040, 48027, 48060, 48061

**II**  
48028, 48001, 48023, 48039,  
48064, 48054, 48063, 48004

**III**  
48014, 48002,  
48041, 48022

**IV**  
48032, 48006,  
48097





# ST. CLAIR COUNTY SENIOR SERVICES

## Year-to-Date Demographic Report - 2023

<b>YEAR TO DATE :</b>	12/31/2023	<b>PROGRAM:</b>	Council on Aging - Community Liaison											
		<b>Prepared by:</b>	Marcie Chambers											
<b>AREA</b>	<b>YTD CLIENT #</b>	<b>CLIENT AGE - YTD Reports</b>							<b>INCOME - YTD Reports</b>					
Zip code	YTD # SERVED Unduplicated	60-64 years	65-69 years	70-74 years	75-79 years	80-84 years	85+ years	Client refused	100% or less of poverty	101% to 200% of poverty	201% to 250% of poverty	Over 250% of poverty	Client refused or agency did not collect	
48027	33	4	4	10	4	5	6	0	5	8	5	2	13	
48040	236	18	25	35	51	44	63	0	20	29	13	11	163	
48049	51	2	8	14	11	9	7	0	4	5	7	3	32	
48059	288	22	39	49	47	44	87	0	55	49	24	15	145	
48060	950	142	202	162	142	130	172	0	220	167	40	30	493	
48061	0	0	0	0	0	0	0	0	0	0	0	0	0	
48074	169	11	29	29	37	34	29	0	32	34	7	6	90	
48079	156	13	23	24	32	25	39	0	14	24	4	7	107	
48001	189	17	31	23	33	37	48	0	31	53	13	9	83	
48004	0	0	0	0	0	0	0	0	0	0	0	0	0	
48023	45	4	9	7	10	9	6	0	7	12	5	3	18	
48028	0	0	0	0	0	0	0	0	0	0	0	0	0	
48039	116	20	22	17	21	20	16	0	20	33	2	11	50	
48054	99	6	11	11	20	25	26	0	5	21	14	12	47	
48063	35	7	3	6	8	5	6	0	1	2	2	2	28	
48064	38	6	0	10	5	10	7	0	8	9	2	5	14	
48002	28	3	4	6	6	3	6	0	5	4	1	0	18	
48014	55	0	6	12	12	11	14	0	13	15	3	8	16	
48022	31	1	5	8	4	5	8	0	4	3	4	2	18	
48041	28	3	5	4	7	4	5	0	14	6	1	1	6	
48006	36	1	3	3	10	11	8	0	6	5	3	6	16	
48032	43	4	7	10	4	6	12	0	11	9	1	0	22	
48097	102	12	10	15	21	16	28	0	22	28	2	0	50	
<b>YTD SERVED</b>	<b>2728</b>	<b>296</b>	<b>446</b>	<b>455</b>	<b>485</b>	<b>453</b>	<b>593</b>	<b>0</b>	<b>497</b>	<b>516</b>	<b>153</b>	<b>133</b>	<b>1429</b>	
<b>Zip Code/Service Area Legend:</b>		<b>WAIT LIST</b>						<b>OTHER MEASURES, IF APPLICABLE</b>						
Region I	Region III							<b>MEASURE</b>		<b>YTD</b>				
Region II	Region IV							one hour served		24,930				

# Congregate / Group Meals

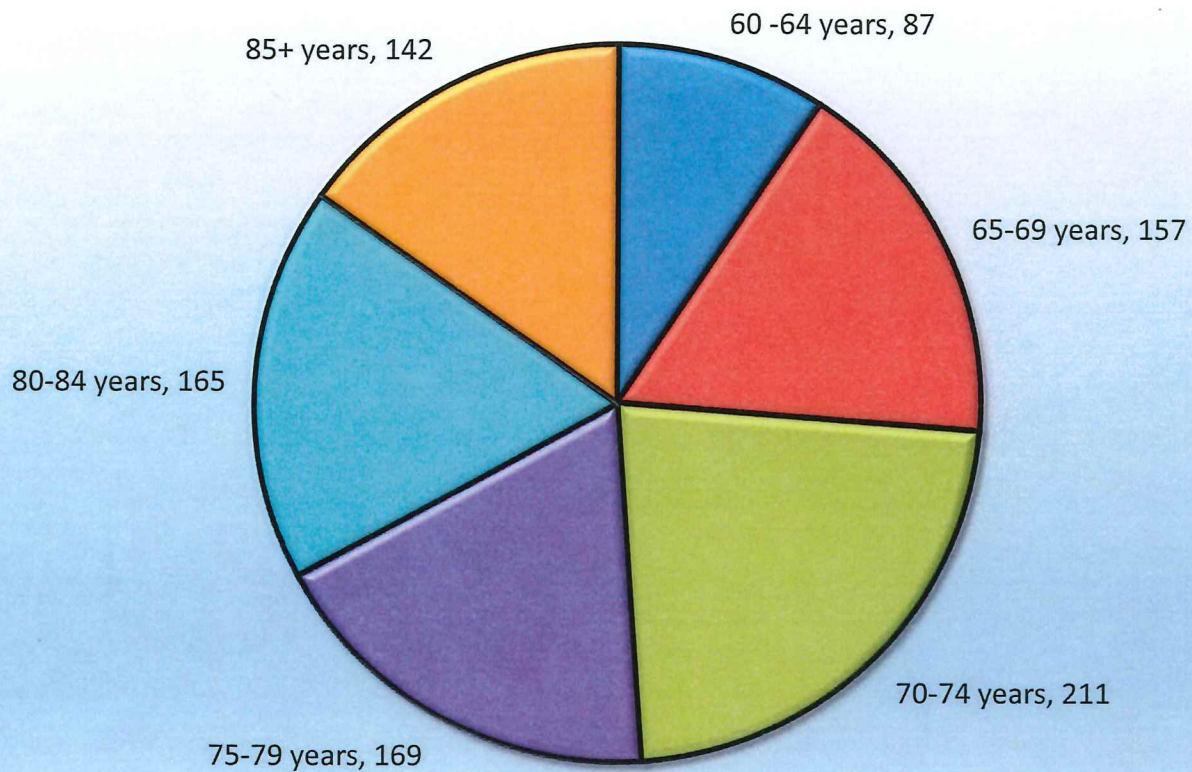
# COMMISSON ON AGING

Council on Aging - Congregate Meals  
Clients by Age

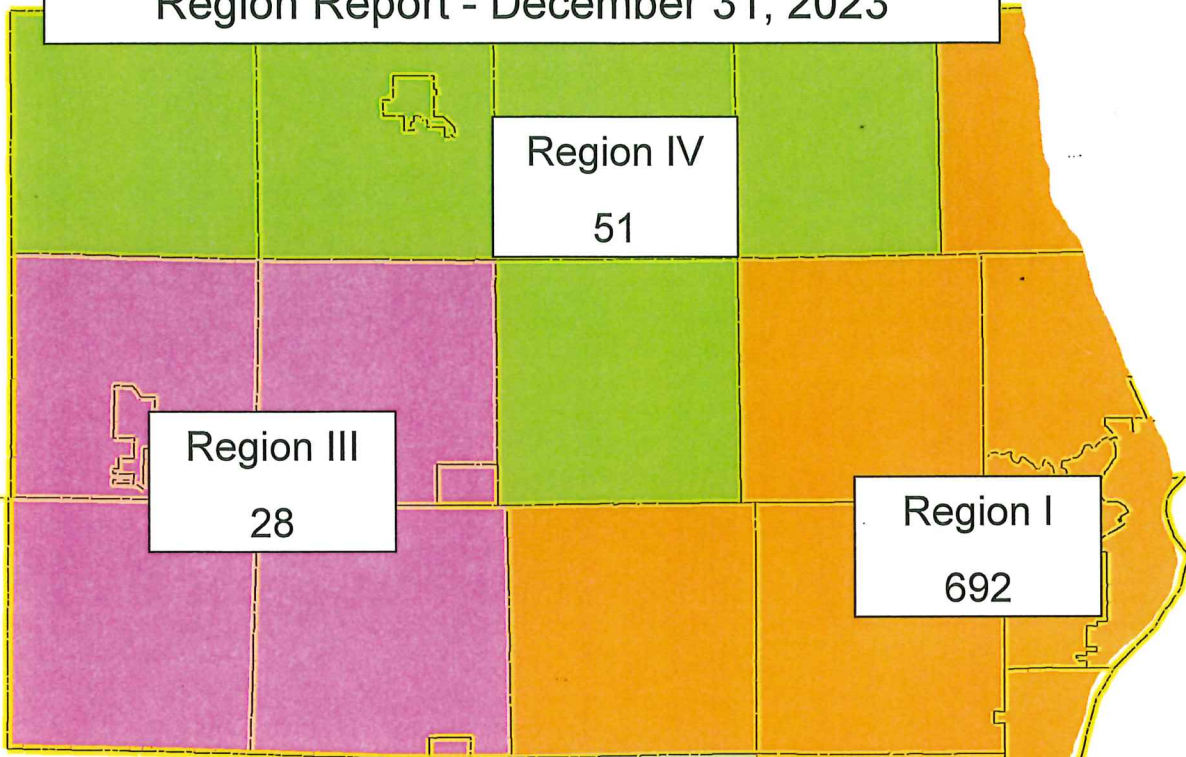
YTD Report as of December 31, 2023

931 Unduplicated Seniors/ 10,122 Meals

Council on Aging Congregate Meals - YTD 12/31/23



**Council on Aging  
Region Report - December 31, 2023**



**St. Clair County  
Commission on Aging**

Council on Aging  
YTD 12/31/23  
Unduplicated Clients

**Congregate Meals**  
931 Seniors  
10,122 Meals

I	48079, 48074, 48049, 48059, 48040, 48027, 48060
II	48028, 48001, 48023, 48039, 48064, 48054, 48063, 48004
III	48014, 48002, 48041, 48022
IV	48032, 48006, 48097





# ST. CLAIR COUNTY SENIOR SERVICES

## Year-to-Date Demographic Report - 2023

YEAR TO DATE :	12/31/2023	PROGRAM:	Council on Aging - Congregate Meals										
		Prepared by:		Marcie Chambers									
AREA	YTD CLIENT #	CLIENT AGE - YTD Reports							INCOME - YTD Reports				
Zip code	YTD # SERVED Unduplicated	60-64 years	65-69 years	70-74 years	75-79 years	80-84 years	85+ years	Client refused	100% or less of poverty	101% to 200% of poverty	201% to 250% of poverty	Over 250% of poverty	Client refused or agency did not collect
48027	14	1	2	1	3	6	1	0	0	4	0	1	9
48040	110	8	15	25	21	22	19	0	21	19	14	3	53
48049	25	4	2	10	5	2	2	0	2	2	6	3	12
48059	129	8	19	21	22	28	31	0	2	27	35	23	42
48060	320	41	54	73	60	52	40	0	53	94	47	12	114
48061	0	0	0	0	0	0	0	0	0	0	0	0	0
48074	40	3	6	17	10	4	0	0	1	3	8	5	23
48079	54	4	7	14	9	7	13	0	2	11	1	3	37
48001	44	3	9	10	7	10	5	0	1	4	7	2	30
48004	0	0	0	0	0	0	0	0	0	0	0	0	0
48023	5	0	0	0	1	2	2	0	0	3	0	0	2
48028	1	0	0	0	0	1	0	0	0	1	0	0	0
48039	51	1	11	14	8	10	7	0	0	7	4	2	38
48054	50	7	11	10	7	5	10	0	1	1	4	1	40
48063	4	0	2	2	0	0	0	0	0	0	2	0	2
48064	5	0	1	0	3	0	1	0	0	1	0	0	4
48002	2	0	0	0	2	0	0	0	0	0	0	0	2
48014	16	1	7	2	3	3	0	0	2	5	0	0	9
48022	8	1	0	2	1	2	2	0	0	2	0	1	5
48041	2	0	0	0	0	0	2	0	0	0	0	0	2
48006	13	2	2	2	1	2	4	0	0	1	0	0	12
48032	10	1	1	2	2	4	0	0	0	1	1	0	8
48097	28	2	8	6	4	5	3	0	1	2	0	0	25
<b>YTD SERVED</b>	<b>931</b>	<b>87</b>	<b>157</b>	<b>211</b>	<b>169</b>	<b>165</b>	<b>142</b>	<b>0</b>	<b>86</b>	<b>188</b>	<b>129</b>	<b>56</b>	<b>469</b>
<b>Zip Code/Service Area Legend:</b>		<b>WAIT LIST</b>						<b>OTHER MEASURES, IF APPLICABLE</b>					
Region I	Region III							<b>MEASURE</b>		<b>YTD</b>			
Region II	Region IV							one meal served		10,122			

# Foster Grandparents



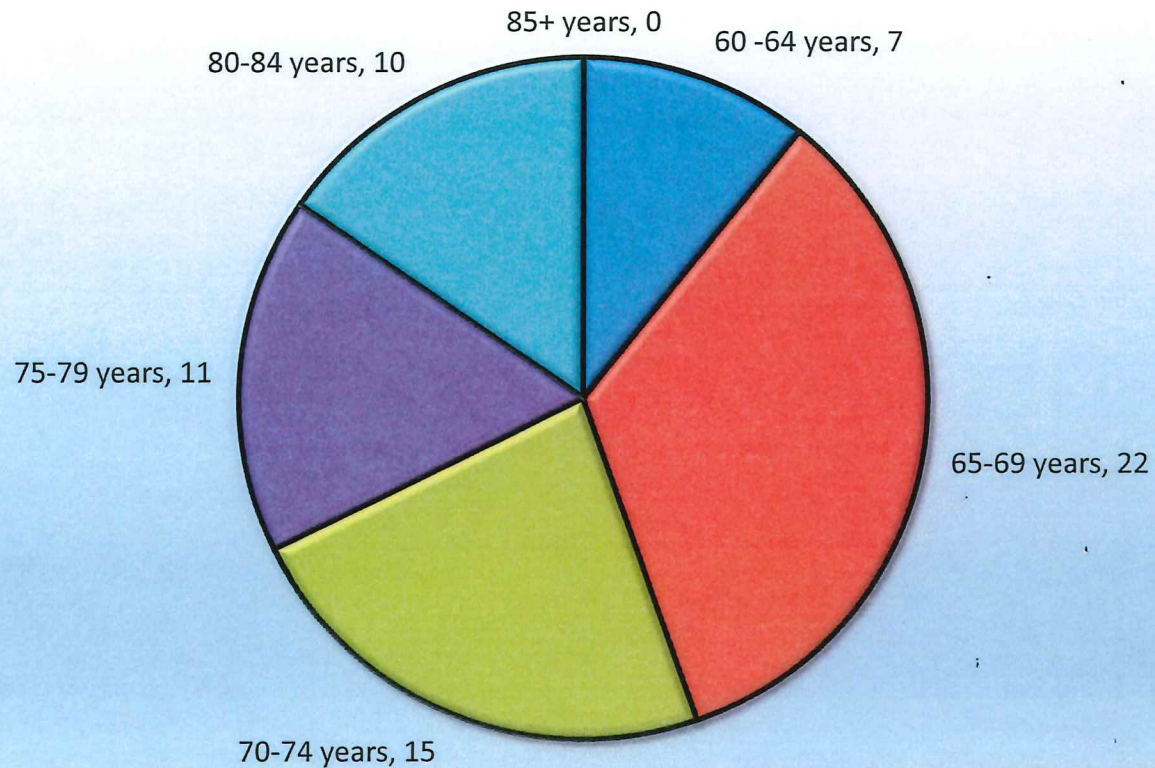
# COMMISSON ON AGING

## Council on Aging - Foster Grandparents Clients by Age

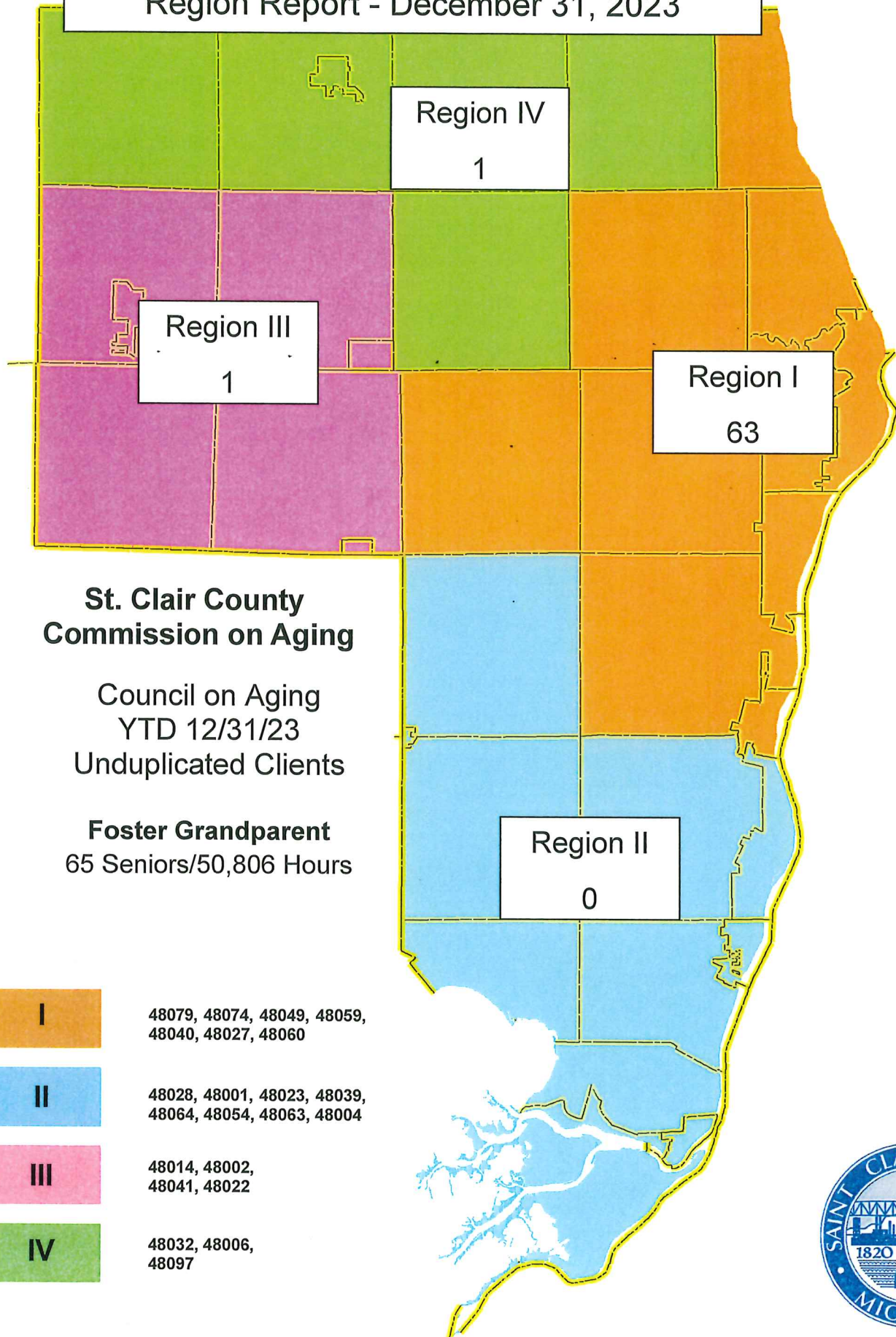
Report as of December 31, 2023

65 Unduplicated Seniors/50,806 Hours

Council on Aging Foster Grandparent Program - YTD 12/31/23



**Council on Aging  
Region Report - December 31, 2023**



**St. Clair County  
Commission on Aging**

Council on Aging  
YTD 12/31/23  
Unduplicated Clients

**Foster Grandparent**  
65 Seniors/50,806 Hours





# ST. CLAIR COUNTY SENIOR SERVICES

## Year-to-Date Demographic Report - 2023

<b>YEAR TO DATE :</b>	12/31/2023	<b>PROGRAM:</b>	Council on Aging - Foster Grandparent											
		<b>Prepared by:</b>	Marcie Chambers											
<b>AREA</b>	<b>YTD CLIENT #</b>	<b>CLIENT AGE - YTD Reports</b>							<b>INCOME - YTD Reports</b>					
Zip code	YTD SERVED Unduplicated #	60-64 years	65-69 years	70-74 years	75-79 years	80-84 years	85+ years	Client refused	100% or less of poverty	101% to 200% of poverty	201% to 250% of poverty	Over 250% of poverty	Client refused or agency did not collect	
48027	1	1	0	0	0	0	0	0	1	0	0	0	0	
48040	9	0	3	3	1	2	0	0	2	7	0	0	0	
48049	0	0	0	0	0	0	0	0	0	0	0	0	0	
48059	9	1	1	2	3	2	0	0	3	6	0	0	0	
48060	37	5	15	7	5	5	0	0	18	19	0	0	0	
48061	0	0	0	0	0	0	0	0	0	0	0	0	0	
48074	6	0	2	1	2	1	0	0	1	5	0	0	0	
48079	1	0	1	0	0	0	0	0	1	0	0	0	0	
48001	0	0	0	0	0	0	0	0	0	0	0	0	0	
48004	0	0	0	0	0	0	0	0	0	0	0	0	0	
48023	0	0	0	0	0	0	0	0	0	0	0	0	0	
48028	0	0	0	0	0	0	0	0	0	0	0	0	0	
48039	0	0	0	0	0	0	0	0	0	0	0	0	0	
48054	0	0	0	0	0	0	0	0	0	0	0	0	0	
48063	0	0	0	0	0	0	0	0	0	0	0	0	0	
48064	0	0	0	0	0	0	0	0	0	0	0	0	0	
48002	0	0	0	0	0	0	0	0	0	0	0	0	0	
48014	0	0	0	0	0	0	0	0	0	0	0	0	0	
48022	0	0	0	0	0	0	0	0	0	0	0	0	0	
48041	1	0	0	1	0	0	0	0	0	1	0	0	0	
48006	0	0	0	0	0	0	0	0	0	0	0	0	0	
48032	1	0	0	1	0	0	0	0	0	0	1	0	0	
48097	0	0	0	0	0	0	0	0	0	0	0	0	0	
<b>YTD SERVED</b>	<b>65</b>	<b>7</b>	<b>22</b>	<b>15</b>	<b>11</b>	<b>10</b>	<b>0</b>	<b>0</b>	<b>26</b>	<b>38</b>	<b>1</b>	<b>0</b>	<b>0</b>	
<b>Zip Code/Service Area Legend:</b>		<b>WAIT LIST</b>						<b>OTHER MEASURES, IF APPLICABLE</b>						
Region I	Region III							<b>MEASURE</b>				<b>YTD</b>		
Region II	Region IV							one hour served				50,806		

# Hearing Services

# COMMISSON ON AGING

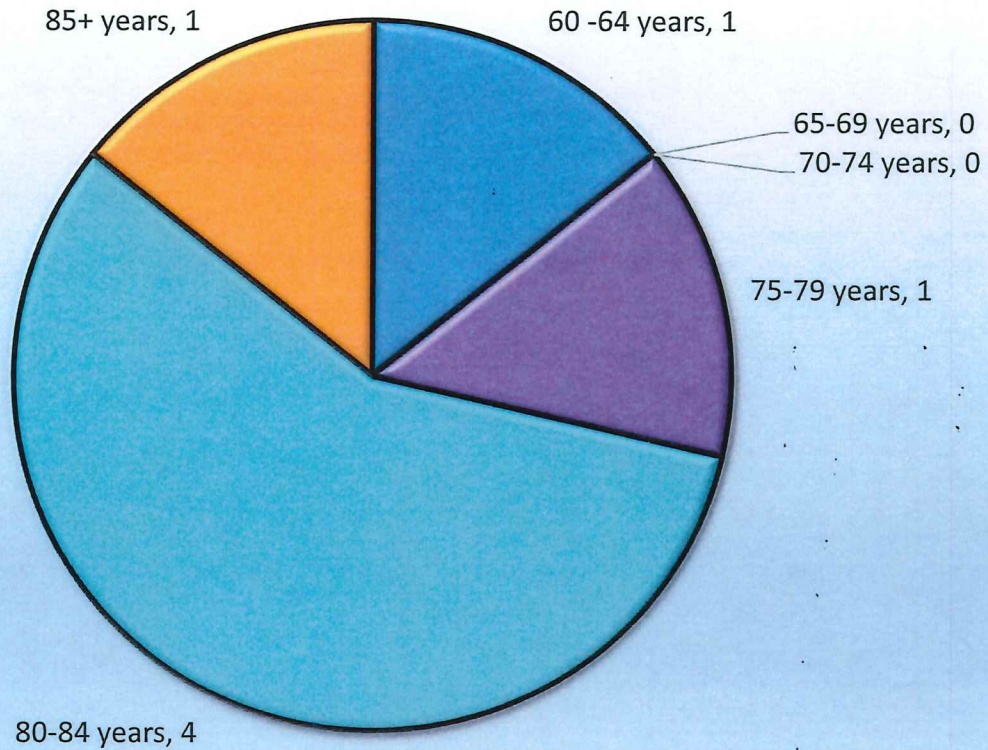
Council on Aging - Hearing Service

Clients by Age

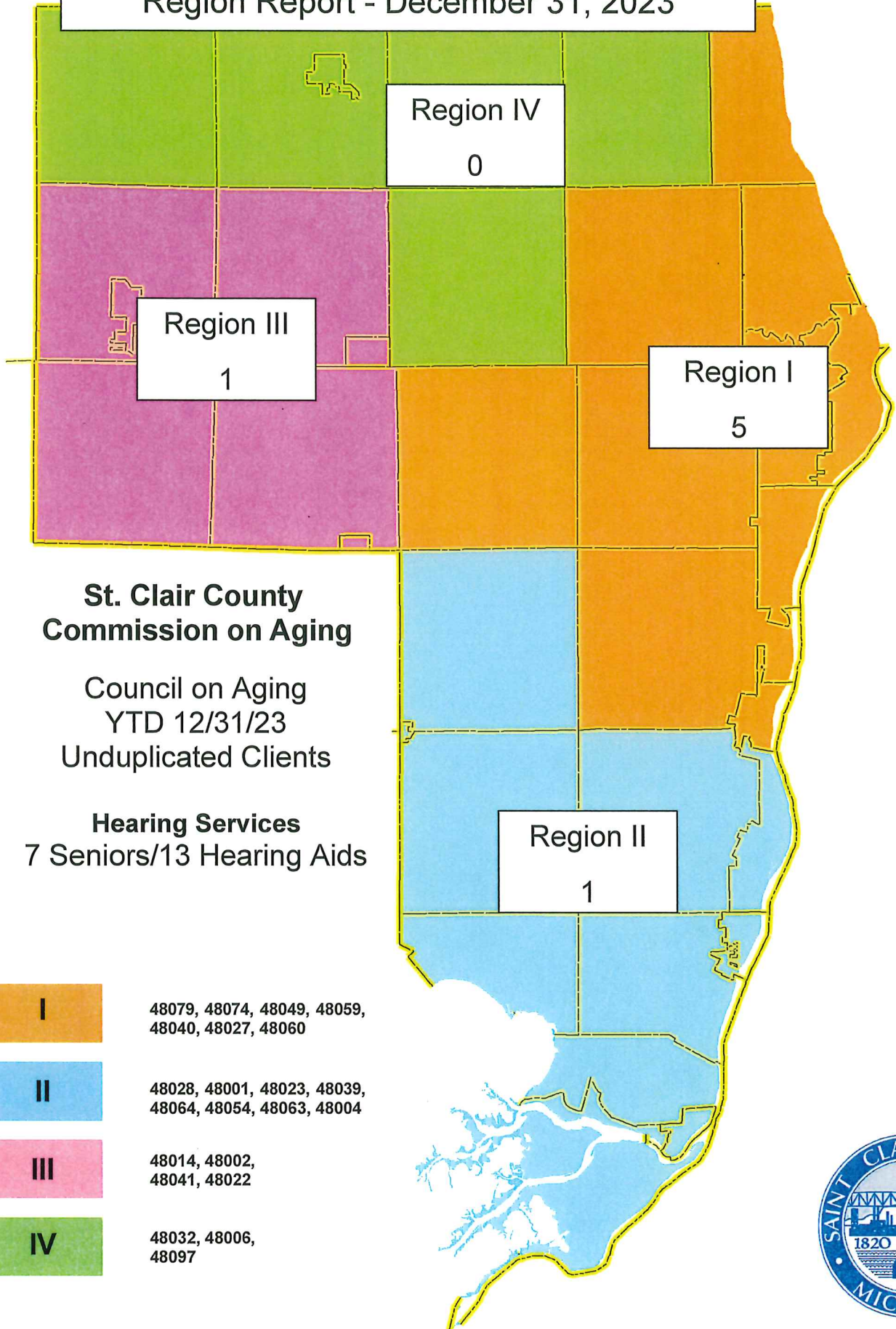
YTD Report as of December 31, 2023

7 Unduplicated Seniors/ 13 Hearing Aids

Council on Aging Hearing Services - YTD 12/31/23



**Council on Aging  
Region Report - December 31, 2023**



**St. Clair County  
Commission on Aging**

Council on Aging  
YTD 12/31/23  
Unduplicated Clients

**Hearing Services**  
7 Seniors/13 Hearing Aids

I	48079, 48074, 48049, 48059, 48040, 48027, 48060
II	48028, 48001, 48023, 48039, 48064, 48054, 48063, 48004
III	48014, 48002, 48041, 48022
IV	48032, 48006, 48097





# ST. CLAIR COUNTY SENIOR SERVICES

## Year-to-Date Demographic Report - 2023

YEAR TO DATE :	12/31/2023	PROGRAM:	Council on Aging - Hearing Services										
		Prepared by: Marcie Chambers											
AREA	YTD CLIENT #	CLIENT AGE - YTD Reports							INCOME - YTD Reports				
Zip code	YTD SERVED Unduplicated	60-64 years	65-69 years	70-74 years	75-79 years	80-84 years	85+ years	Client refused	100% or less of poverty	101% to 200% of poverty	201% to 250% of poverty	Over 250% of poverty	Client refused or agency did not collect
48027	0	0	0	0	0	0	0	0	0	0	0	0	0
48040	1	1	0	0	0	0	0	0	1	0	0	0	0
48049	0	0	0	0	0	0	0	0	0	0	0	0	0
48059	0	0	0	0	0	0	0	0	0	0	0	0	0
48060	4	0	0	0	0	4	0	0	0	4	0	0	0
48061	0	0	0	0	0	0	0	0	0	0	0	0	0
48074	0	0	0	0	0	0	0	0	0	0	0	0	0
48079	0	0	0	0	0	0	0	0	0	0	0	0	0
48001	0	0	0	0	0	0	0	0	0	0	0	0	0
48004	0	0	0	0	0	0	0	0	0	0	0	0	0
48023	0	0	0	0	0	0	0	0	0	0	0	0	0
48028	0	0	0	0	0	0	0	0	0	0	0	0	0
48039	1	0	0	0	1	0	0	0	0	1	0	0	0
48054	0	0	0	0	0	0	0	0	0	0	0	0	0
48063	0	0	0	0	0	0	0	0	0	0	0	0	0
48064	0	0	0	0	0	0	0	0	0	0	0	0	0
48002	0	0	0	0	0	0	0	0	0	0	0	0	0
48014	1	0	0	0	0	0	1	0	0	1	0	0	0
48022	0	0	0	0	0	0	0	0	0	0	0	0	0
48041	0	0	0	0	0	0	0	0	0	0	0	0	0
48006	0	0	0	0	0	0	0	0	0	0	0	0	0
48032	0	0	0	0	0	0	0	0	0	0	0	0	0
48097	0	0	0	0	0	0	0	0	0	0	0	0	0
<b>YTD SERVED</b>	<b>7</b>	<b>1</b>	<b>0</b>	<b>0</b>	<b>1</b>	<b>4</b>	<b>1</b>	<b>0</b>	<b>1</b>	<b>6</b>	<b>0</b>	<b>0</b>	<b>0</b>
<b>Zip Code/Service Area Legend:</b>		<b>WAIT LIST</b>							<b>OTHER MEASURES, IF APPLICABLE</b>				
Region I	Region III								<b>MEASURE</b>		<b>YTD</b>		
Region II	Region IV								one device		13		

# Home Delivered Meals



# COMMISSON ON AGING

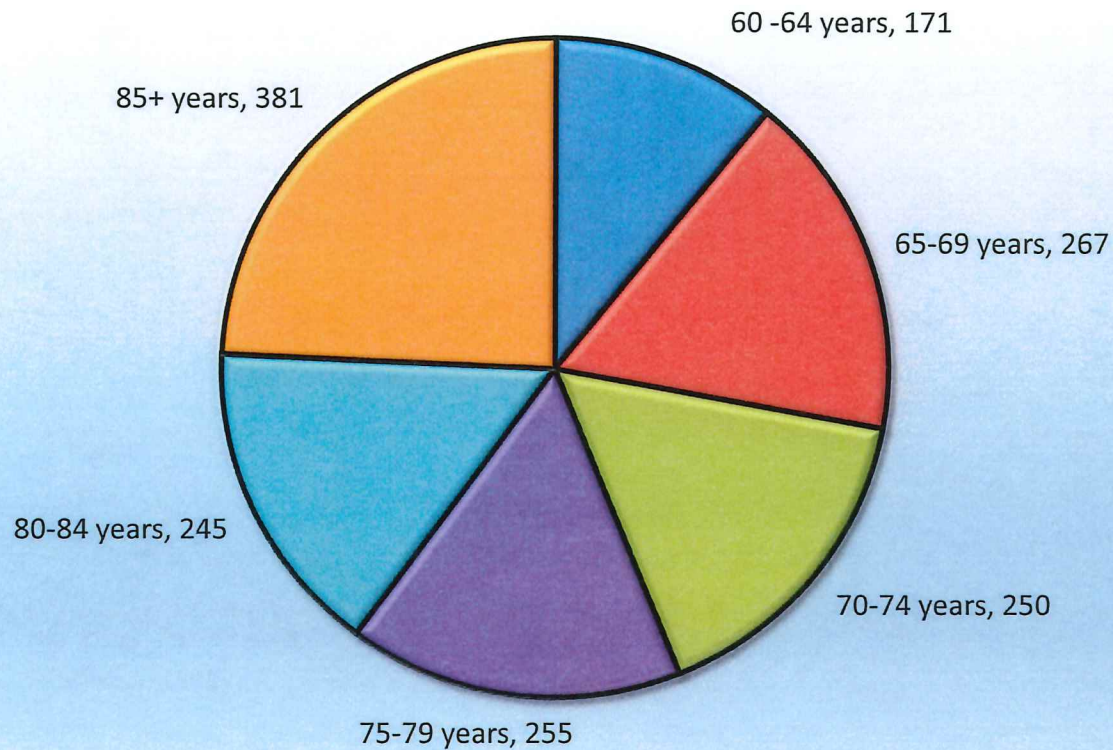
## Council on Aging - Home Delivered Meal Clients by Age

YTD Report as of December 31, 2023

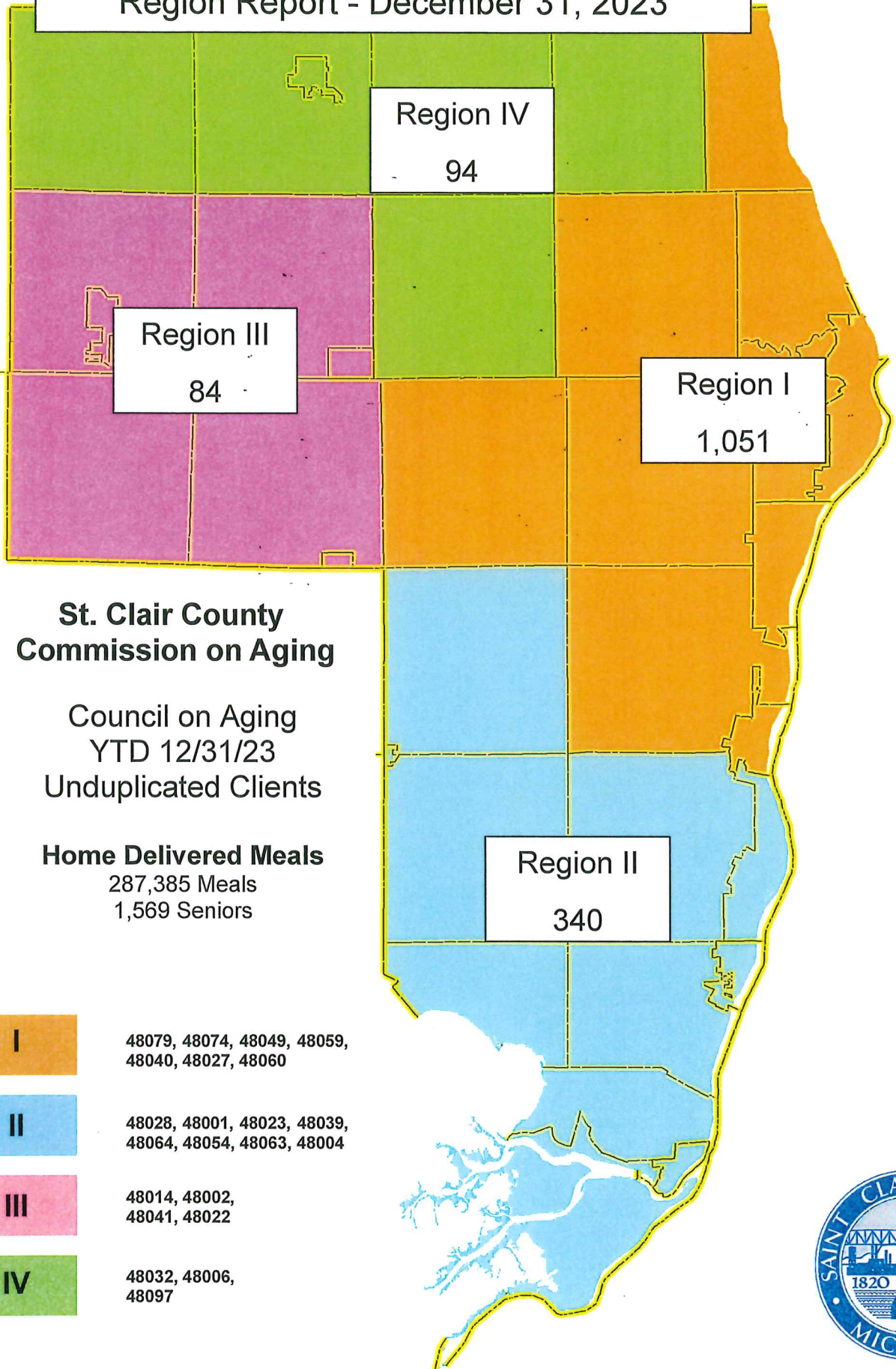
1,569 Unduplicated Seniors/287,385 Meals

1 HotShot Delivery Van

Council on Aging Home Delivered Meals - YTD 12/31/23



**Council on Aging  
Region Report - December 31, 2023**



**St. Clair County  
Commission on Aging**

Council on Aging  
YTD 12/31/23  
Unduplicated Clients

**Home Delivered Meals**  
287,385 Meals  
1,569 Seniors

I	48079, 48074, 48049, 48059, 48040, 48027, 48060
II	48028, 48001, 48023, 48039, 48064, 48054, 48063, 48004
III	48014, 48002, 48041, 48022
IV	48032, 48006, 48097





# ST. CLAIR COUNTY SENIOR SERVICES

## Year-to-Date Demographic Report - 2023

YEAR TO DATE :	12/31/2023	PROGRAM:	Council on Aging - Home Delivered Meals											
		Prepared by:							Marcie Chambers					
AREA	YTD CLIENT #	CLIENT AGE - YTD Reports							INCOME - YTD Reports					
Zip code	YTD SERVED Unduplicated	60-64 years	65-69 years	70-74 years	75-79 years	80-84 years	85+ years	Client refused	100% or less of poverty	101% to 200% of poverty	201% to 250% of poverty	Over 250% of poverty	Client refused or agency did not collect	
48027	19	4	2	5	3	2	3	0	3	5	3	8	0	
48040	111	7	12	16	16	19	41	0	24	33	6	5	43	
48049	28	0	4	9	7	2	6	0	4	3	4	6	11	
48059	163	11	21	24	21	31	55	0	34	63	20	17	32	
48060	544	79	113	99	84	62	107	0	158	194	45	53	94	
48061	0	0	0	0	0	0	0	0	0	0	0	0	0	
48074	109	8	21	19	25	19	17	0	18	34	21	2	34	
48079	77	10	8	10	14	16	19	0	19	24	13	4	17	
48001	134	14	28	13	20	25	34	0	30	54	12	9	29	
48004	0	0	0	0	0	0	0	0	0	0	0	0	0	
48023	27	1	4	5	8	5	4	0	9	11	1	3	3	
48028	3	0	3	0	0	0	0	0	0	1	0	1	1	
48039	67	11	16	9	7	11	13	0	11	30	4	4	18	
48054	65	5	9	5	10	17	19	0	6	21	8	8	22	
48063	16	2	2	3	3	2	4	0	1	7	1	1	6	
48064	28	6	0	6	3	5	8	0	7	7	0	4	10	
48002	17	1	2	6	2	3	3	0	3	3	3	0	8	
48014	32	1	4	4	7	8	8	0	9	18	1	4	0	
48022	18	0	3	2	3	3	7	0	3	8	4	1	2	
48041	17	1	2	2	5	4	3	0	6	4	2	4	1	
48006	21	3	1	2	5	4	6	0	5	8	1	3	4	
48032	11	2	4	3	1	0	1	0	2	5	0	3	1	
48097	62	5	8	8	11	7	23	0	16	28	4	2	12	
<b>YTD SERVED</b>	<b>1569</b>	<b>171</b>	<b>267</b>	<b>250</b>	<b>255</b>	<b>245</b>	<b>381</b>	<b>0</b>	<b>368</b>	<b>561</b>	<b>153</b>	<b>142</b>	<b>348</b>	
<b>Zip Code/Service Area Legend:</b>		<b>WAIT LIST</b>						<b>OTHER MEASURES, IF APPLICABLE</b>						
Region I	Region III							<b>MEASURE</b>		<b>YTD</b>				
Region II	Region IV							one meal delivered		287,385				

# Home Repair Services

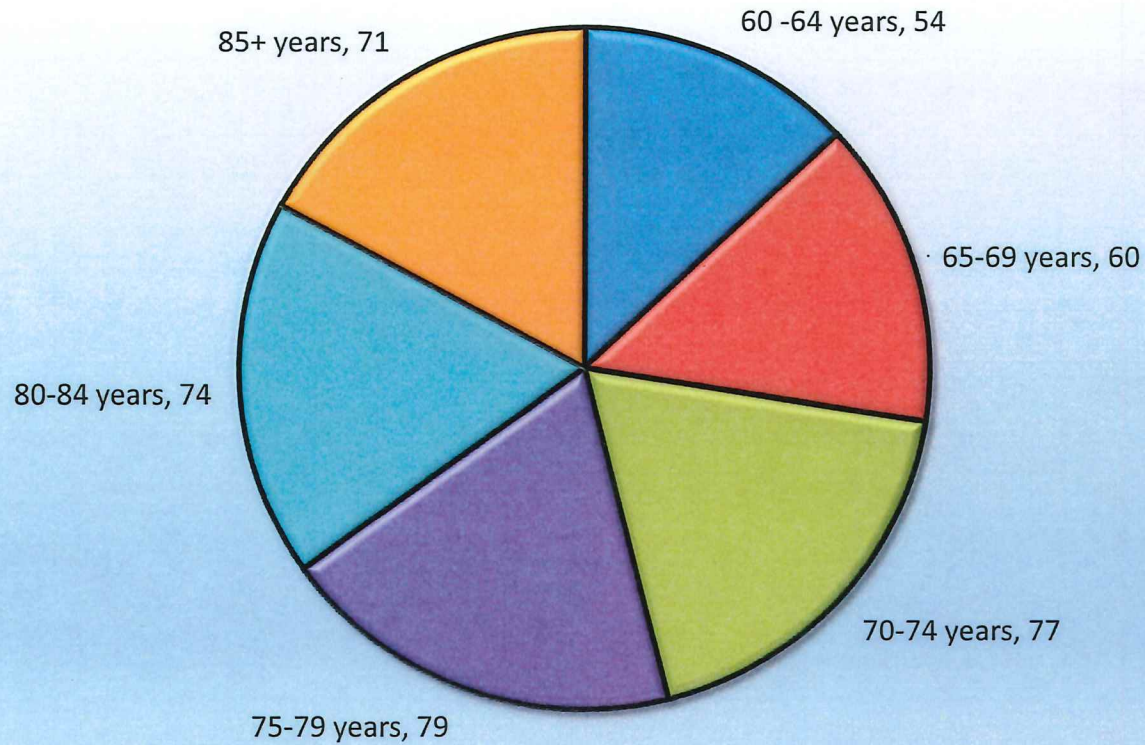
# COMMISSON ON AGING

## Council on Aging - Home Repair Clients by Age

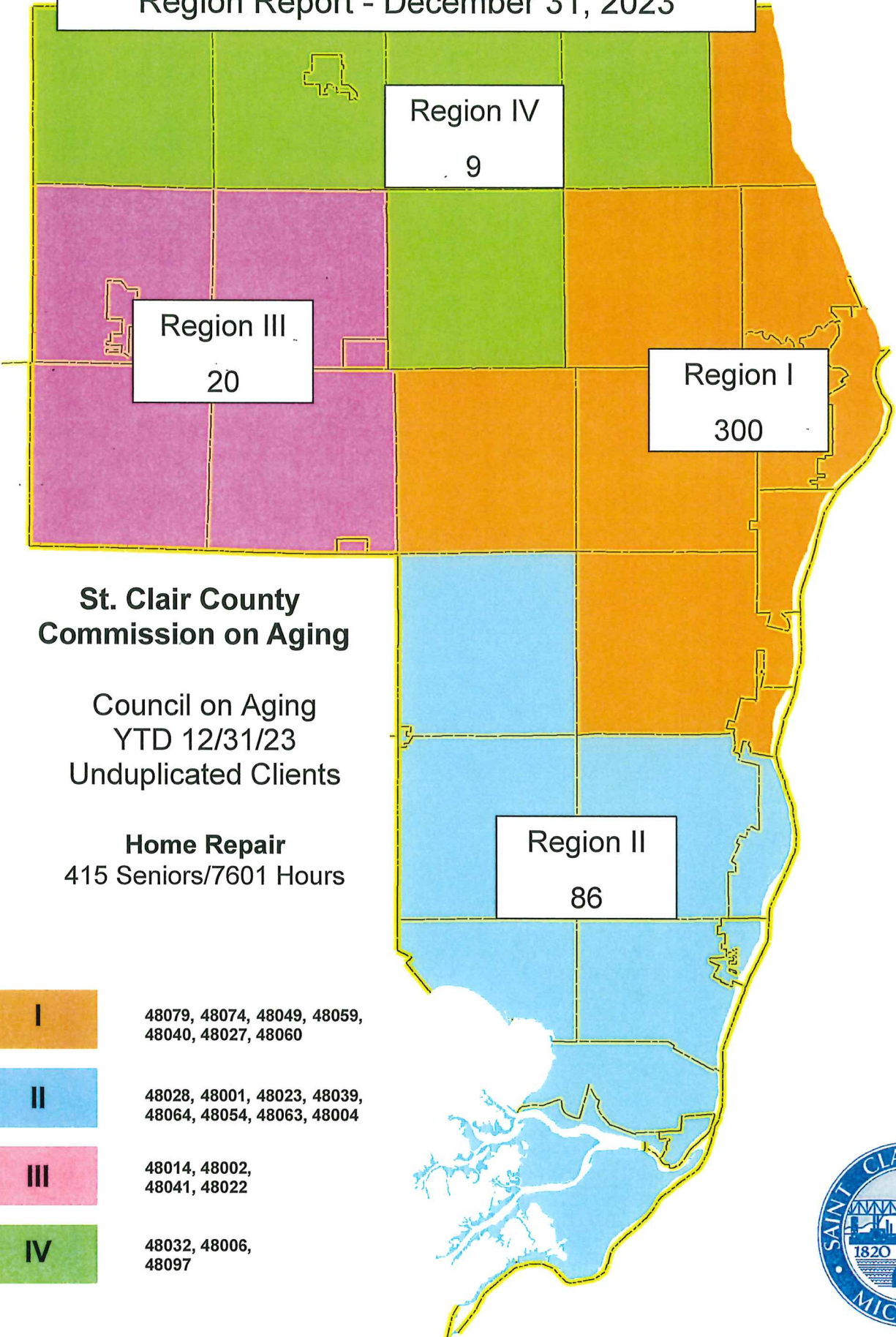
YTD Report as of December 31, 2023

415 Unduplicated Seniors/7,601 Hours

Council on Aging Home Repair - YTD 12/31/23



**Council on Aging  
Region Report - December 31, 2023**



**St. Clair County  
Commission on Aging**

Council on Aging  
YTD 12/31/23  
Unduplicated Clients

**Home Repair**  
415 Seniors/7601 Hours

I	48079, 48074, 48049, 48059, 48040, 48027, 48060
II	48028, 48001, 48023, 48039, 48064, 48054, 48063, 48004
III	48014, 48002, 48041, 48022
IV	48032, 48006, 48097





# ST. CLAIR COUNTY SENIOR SERVICES

## Year-to-Date Demographic Report - 2023

YEAR TO DATE :	12/31/2023	PROGRAM:	Council on Aging - Home Repair											
		Prepared by:		Marcie Chambers										
AREA	YTD CLIENT #	CLIENT AGE - YTD Reports							INCOME - YTD Reports					
Zip code	YTD SERVED Unduplicated	60-64 years	65-69 years	70-74 years	75-79 years	80-84 years	85+ years	Client refused	100% or less of poverty	101% to 200% of poverty	201% to 250% of poverty	Over 250% of poverty	Client refused or agency did not collect	
48027	4	0	0	1	0	3	0	0	1	2	0	1	0	
48040	60	5	6	16	10	7	16	0	8	21	10	6	15	
48049	7	0	1	0	1	3	2	0	0	2	2	3	0	
48059	59	7	5	16	6	9	15	0	19	10	9	9	12	
48060	142	27	27	18	29	21	20	0	29	54	17	31	11	
48061	0	0	0	0	0	0	0	0	0	0	0	0	0	
48074	16	0	2	2	6	4	3	0	5	9	0	1	1	
48079	12	0	2	2	3	3	2	0	2	5	0	0	5	
48001	31	8	4	7	5	5	2	0	8	17	4	0	2	
48004	0	0	0	0	0	0	0	0	0	0	0	0	0	
48023	10	0	2	1	3	2	2	0	3	4	0	1	2	
48028	0	0	0	0	0	0	0	0	0	0	0	0	0	
48039	20	4	7	4	3	0	2	0	3	13	2	2	0	
48054	13	0	1	5	3	3	1	0	1	3	7	2	0	
48063	7	1	0	1	1	3	1	0	0	1	2	2	2	
48064	5	0	0	0	2	2	1	0	1	1	0	3	0	
48002	4	2	0	0	0	1	1	0	1	4	0	0	0	
48014	7	0	2	0	3	2	0	0	2	1	0	2	2	
48022	6	0	0	2	1	2	1	0	1	2	0	1	1	
48041	3	0	0	2	1	0	0	0	0	2	0	1	0	
48006	4	0	0	0	1	2	1	0	0	2	0	0	2	
48032	0	0	0	0	0	0	0	0	0	0	0	0	0	
48097	5	0	1	0	1	2	1	0	2	3	0	0	0	
<b>YTD SERVED</b>	<b>415</b>	<b>54</b>	<b>60</b>	<b>77</b>	<b>79</b>	<b>74</b>	<b>71</b>	<b>0</b>	<b>86</b>	<b>156</b>	<b>53</b>	<b>65</b>	<b>55</b>	
<b>Zip Code/Service Area Legend:</b>		<b>WAIT LIST</b>						<b>OTHER MEASURES, IF APPLICABLE</b>						
Region I	Region III							<b>MEASURE</b>		<b>YTD</b>				
Region II	Region IV							one hour service		7,601				

# Homemaker/Personal Care Services



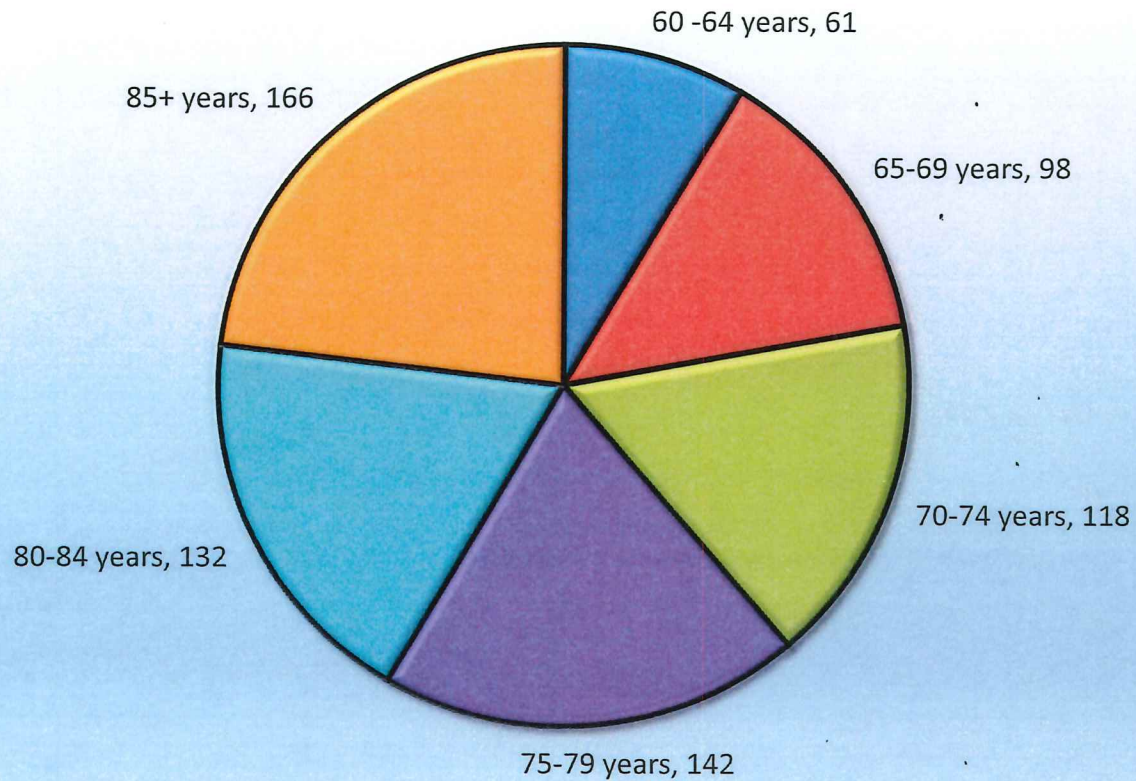
# COMMISSON ON AGING

Council on Aging - Homemaker/Personal Care  
Clients by Age

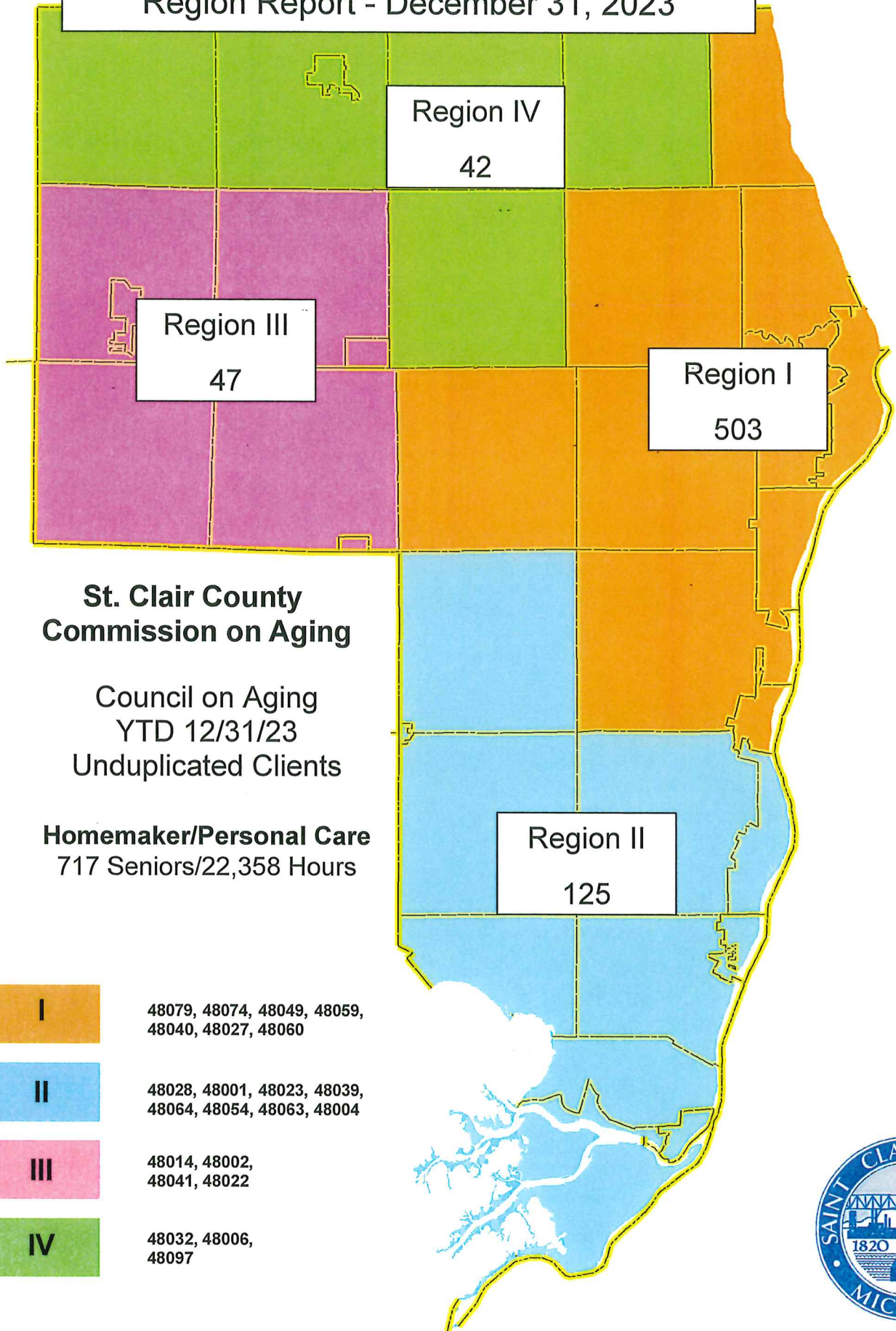
YTD Report as of December 31, 2023

717 Unduplicated Seniors/22,358 Hours

Council on Aging Homemake/Personal Care - YTD 12/31/23



**Council on Aging  
Region Report - December 31, 2023**



**St. Clair County  
Commission on Aging**

Council on Aging  
YTD 12/31/23  
Unduplicated Clients

**Homemaker/Personal Care**  
717 Seniors/22,358 Hours

I	48079, 48074, 48049, 48059, 48040, 48027, 48060
II	48028, 48001, 48023, 48039, 48064, 48054, 48063, 48004
III	48014, 48002, 48041, 48022
IV	48032, 48006, 48097





# ST. CLAIR COUNTY SENIOR SERVICES

## Year-to-Date Demographic Report - 2023

YEAR TO DATE :		12/31/2023		PROGRAM:		Council on Aging - Homemaker/Personal Care Services								
				Prepared by:				Marcie Chambers						
AREA	YTD CLIENT #	CLIENT AGE - YTD Reports							INCOME - YTD Reports					
Zip code	YTD SERVED Unduplicated	#	60-64 years	65-69 years	70-74 years	75-79 years	80-84 years	85+ years	Client refused	100% or less of poverty	101% to 200% of poverty	201% to 250% of poverty	Over 250% of poverty	Client refused or agency did not collect
48027	7	0	0	1	1	3	2	0	3	3	1	0	0	
48040	48	2	5	8	13	8	12	0	7	11	9	11	10	
48049	23	0	2	8	5	4	4	0	3	5	2	5	8	
48059	92	7	10	13	12	16	34	0	15	39	7	12	19	
48060	248	37	44	40	45	31	51	0	64	106	18	38	22	
48061	0	0	0	0	0	0	0	0	0	0	0	0	0	
48074	47	3	5	6	13	10	10	0	12	16	0	14	5	
48079	38	3	3	9	7	7	9	0	5	19	0	6	8	
48001	46	3	7	5	10	11	10	0	10	19	5	8	4	
48004	0	0	0	0	0	0	0	0	0	0	0	0	0	
48023	10	0	2	2	3	3	0	0	4	4	1	0	1	
48028	0	0	0	0	0	0	0	0	0	0	0	0	0	
48039	25	0	8	2	6	3	6	0	6	13	2	4	0	
48054	28	0	2	1	6	7	12	0	0	19	3	3	3	
48063	12	3	2	1	1	3	2	0	2	2	0	3	5	
48064	4	0	0	1	1	2	0	0	0	2	2	0	0	
48002	13	2	2	4	2	1	2	0	4	6	0	3	0	
48014	12	0	0	2	3	4	3	0	2	8	0	1	1	
48022	12	0	1	5	3	2	1	0	1	4	1	4	2	
48041	10	0	0	3	2	3	2	0	1	4	3	2	0	
48006	13	0	1	1	3	7	1	0	2	4	3	3	1	
48032	3	0	0	2	1	0	0	0	0	0	0	3	0	
48097	26	1	4	4	5	7	5	0	7	12	4	1	2	
<b>YTD SERVED</b>	<b>717</b>	<b>61</b>	<b>98</b>	<b>118</b>	<b>142</b>	<b>132</b>	<b>166</b>	<b>0</b>	<b>148</b>	<b>296</b>	<b>61</b>	<b>121</b>	<b>91</b>	
Zip Code/Service Area Legend:		WAIT LIST						OTHER MEASURES, IF APPLICABLE						
Region I	Region III							MEASURE		YTD				
Region II	Region IV							one hour served		22,358				

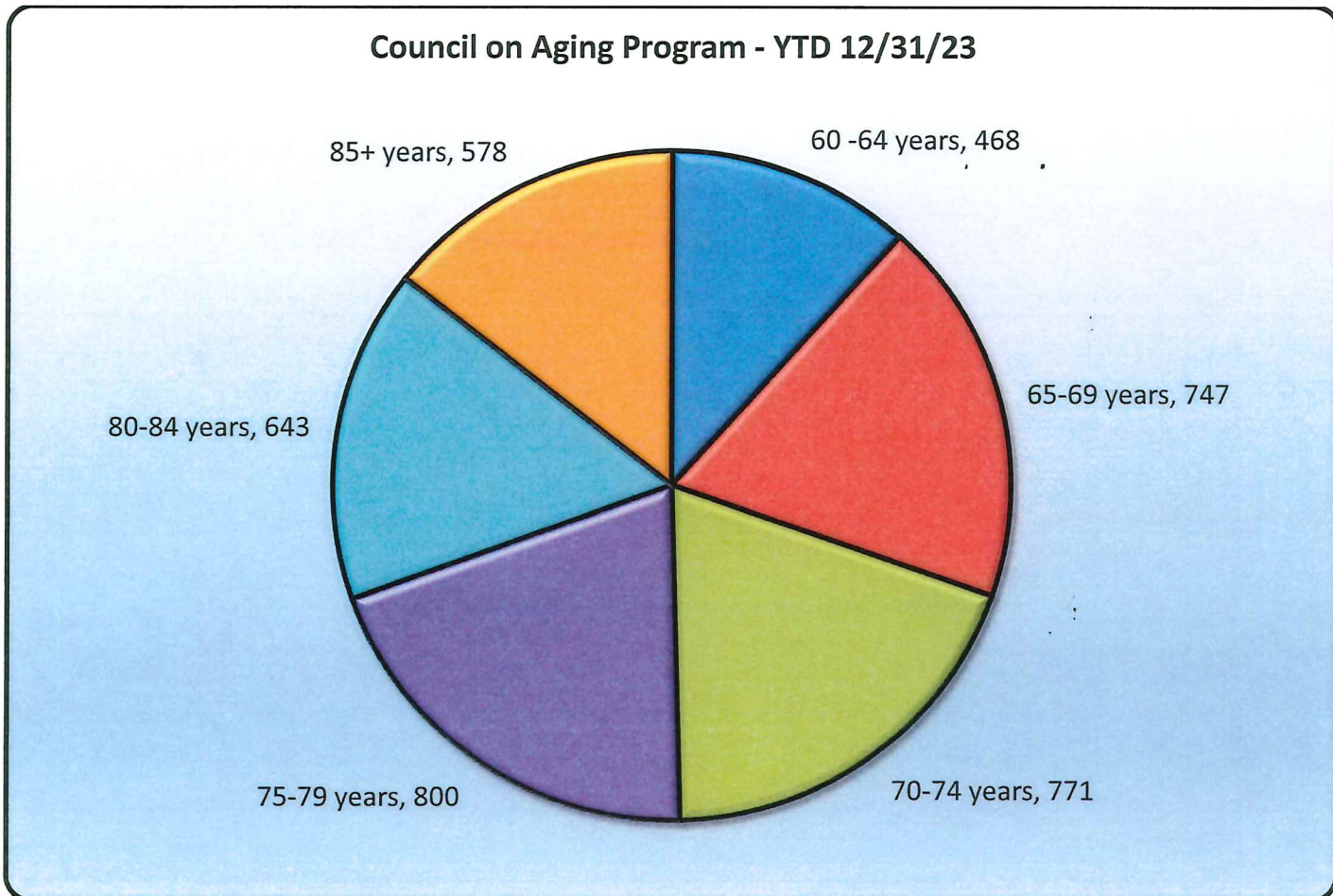
# Programs

# COMMISSON ON AGING

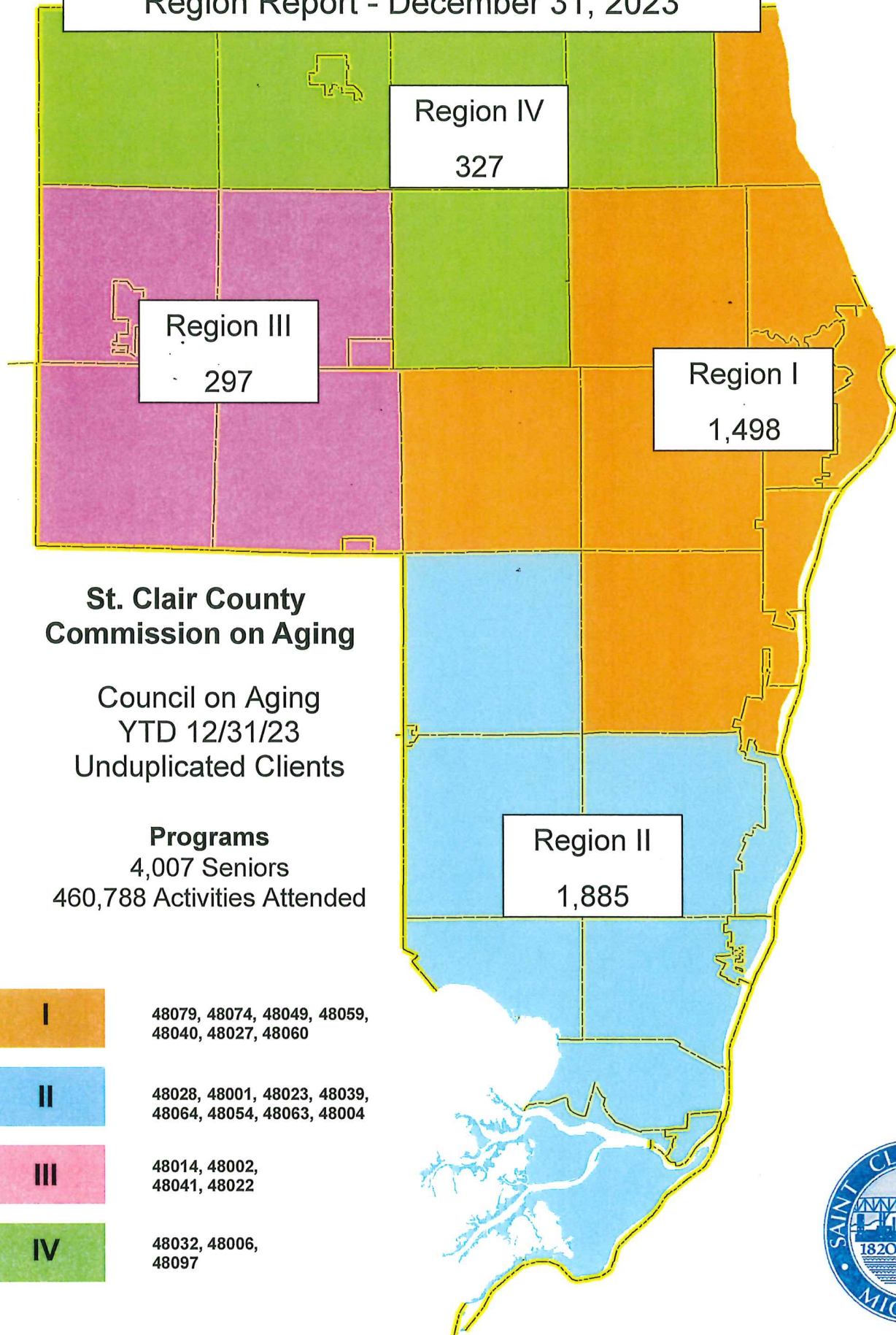
## Council on Aging - Program Clients by Age

YTD Report as of December 31, 2023

4,007 Unduplicated Seniors/460,788 Programs Attended



**Council on Aging  
Region Report - December 31, 2023**



**St. Clair County  
Commission on Aging**

Council on Aging  
YTD 12/31/23  
Unduplicated Clients

**Programs**  
4,007 Seniors  
460,788 Activities Attended

I	48079, 48074, 48049, 48059, 48040, 48027, 48060
II	48028, 48001, 48023, 48039, 48064, 48054, 48063, 48004
III	48014, 48002, 48041, 48022
IV	48032, 48006, 48097





# ST. CLAIR COUNTY SENIOR SERVICES

## Year-to-Date Demographic Report - 2023

YEAR TO DATE :	12/31/2023	PROGRAM:	Council on Aging - Programs											
		Prepared by:							Marcie Chambers					
AREA	YTD CLIENT #	CLIENT AGE - YTD Reports							INCOME - YTD Reports					
Zip code	YTD SERVED Unduplicated	60-64 years	65-69 years	70-74 years	75-79 years	80-84 years	85+ years	Client refused	100% or less of poverty	101% to 200% of poverty	201% to 250% of poverty	Over 250% of poverty	Client refused or agency did not collect	
48027	40	3	8	14	1	8	6	0	5	8	3	10	14	
48040	157	11	14	32	38	32	30	0	22	23	4	9	99	
48049	58	6	3	14	13	12	10	0	2	6	6	5	39	
48059	326	23	43	57	76	71	56	0	16	35	41	27	207	
48060	612	50	102	132	159	89	80	0	58	105	48	19	382	
48061	0	0	0	0	0	0	0	0	0	0	0	0	0	
48074	104	14	20	29	22	14	5	0	7	4	8	7	78	
48079	201	32	45	43	32	26	23	0	8	14	6	4	169	
48001	599	69	112	106	102	115	95	0	67	122	44	41	325	
48004	0	0	0	0	0	0	0	0	0	0	0	0	0	
48023	89	7	17	14	24	19	8	0	14	26	5	11	33	
48028	29	4	10	7	3	3	2	0	2	7	0	3	17	
48039	576	105	134	100	102	66	69	0	35	92	12	24	413	
48054	504	82	133	79	86	64	60	0	14	42	13	25	410	
48063	20	4	0	5	8	2	1	0	0	1	0	1	18	
48064	68	11	6	17	13	12	9	0	16	8	1	7	36	
48002	36	4	3	7	10	7	5	0	6	8	2	4	16	
48014	151	8	30	32	28	30	23	0	21	31	5	16	78	
48022	62	6	5	10	9	11	21	0	6	13	5	7	31	
48041	48	5	6	8	16	10	3	0	13	8	2	7	18	
48006	94	5	17	16	24	16	16	0	11	14	1	6	62	
48032	13	2	3	6	0	2	0	0	0	0	0	0	13	
48097	220	17	36	43	34	34	56	0	43	53	10	10	104	
<b>YTD SERVED</b>	<b>4007</b>	<b>468</b>	<b>747</b>	<b>771</b>	<b>800</b>	<b>643</b>	<b>578</b>	<b>0</b>	<b>366</b>	<b>620</b>	<b>216</b>	<b>243</b>	<b>2562</b>	
<b>Zip Code/Service Area Legend:</b>		<b>WAIT LIST</b>						<b>OTHER MEASURES, IF APPLICABLE</b>						
Region I	Region III							<b>MEASURE</b>		<b>YTD</b>				
Region II	Region IV							Activities Attended		460,788				

# Transportation



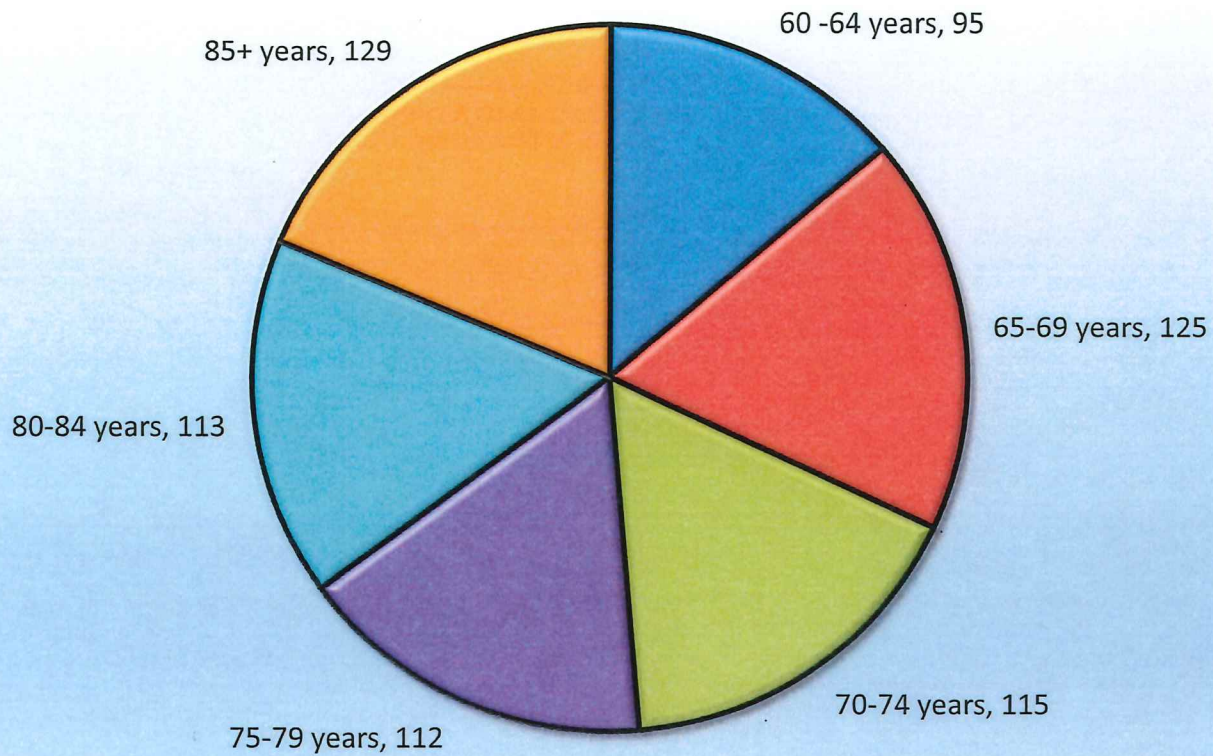
# COMMISSON ON AGING

## Council on Aging - Transportation Clients by Age

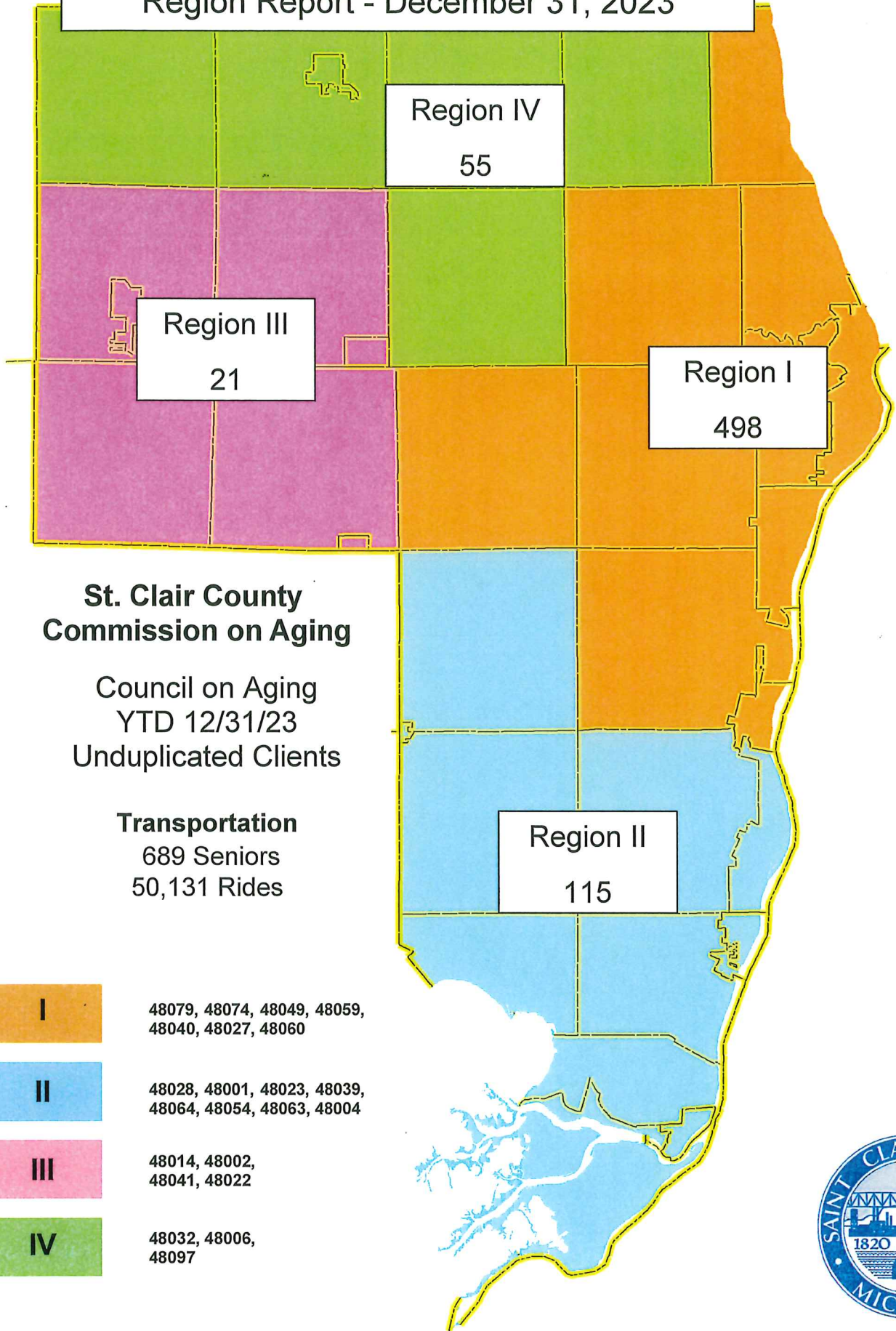
YTD Report as of December 31, 2023

689 Unduplicated Seniors/50,131 Rides

**Council on Aging Transportation - YTD 12/31/23**



**Council on Aging  
Region Report - December 31, 2023**



**St. Clair County  
Commission on Aging**

Council on Aging  
YTD 12/31/23  
Unduplicated Clients

**Transportation**

689 Seniors  
50,131 Rides

I	48079, 48074, 48049, 48059, 48040, 48027, 48060
II	48028, 48001, 48023, 48039, 48064, 48054, 48063, 48004
III	48014, 48002, 48041, 48022
IV	48032, 48006, 48097





# ST. CLAIR COUNTY SENIOR SERVICES

## Year-to-Date Demographic Report - 2023

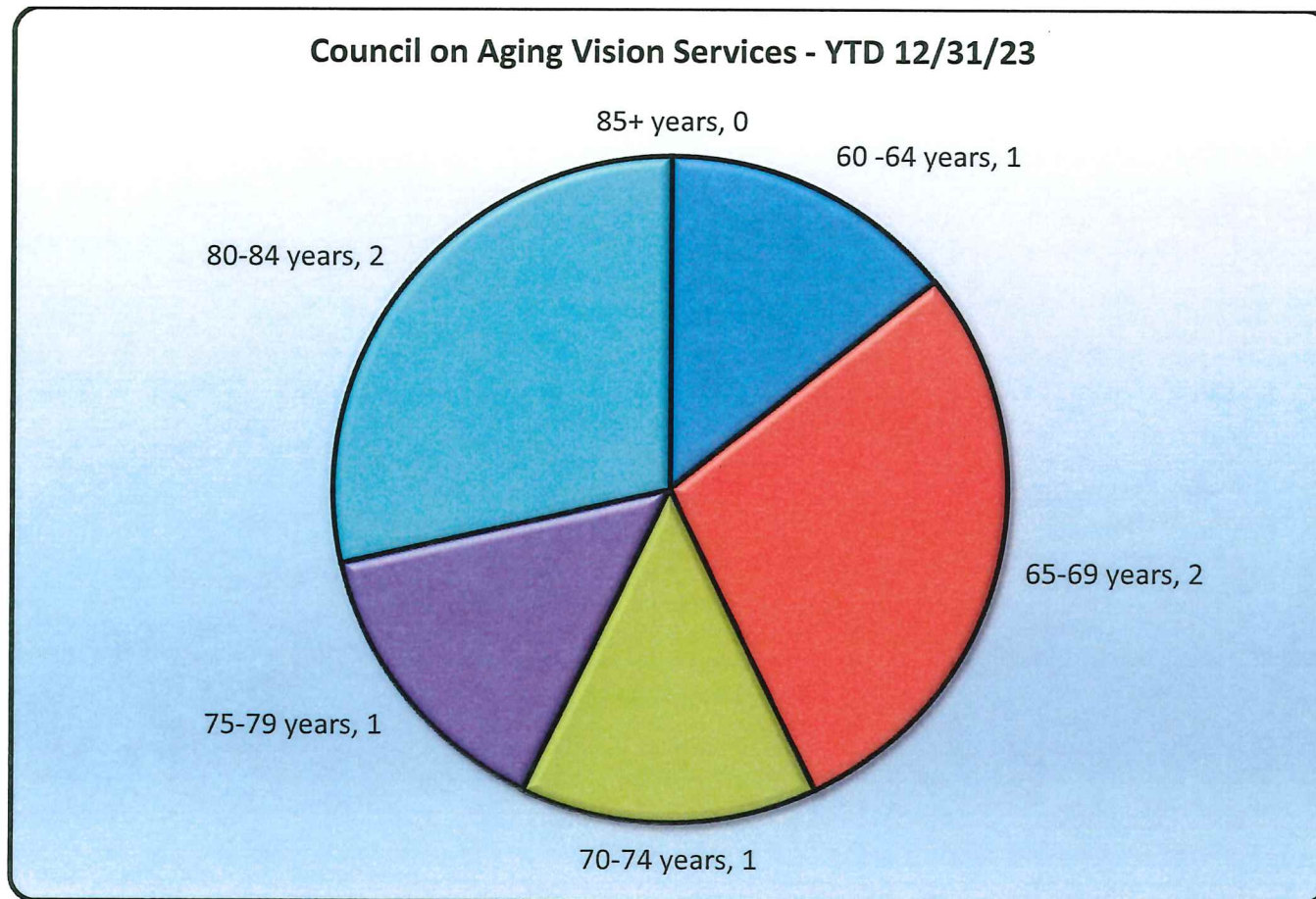
YEAR TO DATE :	12/31/2023	PROGRAM:	Council on Aging - Transportation											
		Prepared by:							Marcie Chambers					
AREA	YTD CLIENT #	CLIENT AGE - YTD Reports							INCOME - YTD Reports					
Zip code	YTD SERVED Unduplicated	60-64 years	65-69 years	70-74 years	75-79 years	80-84 years	85+ years	Client refused	100% or less of poverty	101% to 200% of poverty	201% to 250% of poverty	Over 250% of poverty	Client refused or agency did not collect	
48027	4	0	1	1	0	2	0	0	0	0	0	0	4	
48040	59	8	9	14	12	7	9	0	17	6	1	2	33	
48049	11	2	5	1	1	2	0	0	1	3	1	2	4	
48059	108	9	15	5	21	21	37	0	15	29	11	1	52	
48060	261	41	48	50	38	36	48	0	71	50	21	7	112	
48061	0	0	0	0	0	0	0	0	0	0	0	0	0	
48074	29	4	8	7	2	3	5	0	10	5	4	0	10	
48079	26	3	3	4	9	6	1	0	3	2	2	1	18	
48001	29	4	3	4	5	8	5	0	2	10	3	1	13	
48004	0	0	0	0	0	0	0	0	0	0	0	0	0	
48023	3	0	1	0	1	0	1	0	0	1	0	0	2	
48028	0	0	0	0	0	0	0	0	0	0	0	0	0	
48039	47	9	15	9	6	3	5	0	8	14	2	2	21	
48054	29	8	5	1	5	7	3	0	1	5	0	1	22	
48063	4	0	0	0	1	3	0	0	2	0	0	0	2	
48064	3	0	0	1	1	0	1	0	1	1	0	0	1	
48002	3	1	2	0	0	0	0	0	0	0	0	0	3	
48014	11	1	0	5	0	2	3	0	1	6	0	1	3	
48022	5	0	0	2	2	1	0	0	1	0	0	1	3	
48041	2	0	0	0	0	0	2	0	1	0	0	0	1	
48006	12	1	2	3	0	3	3	0	4	2	1	0	5	
48032	0	0	0	0	0	0	0	0	0	0	0	0	0	
48097	43	4	8	8	8	9	6	0	8	6	1	5	23	
<b>YTD SERVED</b>	<b>689</b>	<b>95</b>	<b>125</b>	<b>115</b>	<b>112</b>	<b>113</b>	<b>129</b>	<b>0</b>	<b>146</b>	<b>140</b>	<b>47</b>	<b>24</b>	<b>332</b>	
<b>Zip Code/Service Area Legend:</b>		<b>WAIT LIST</b>							<b>OTHER MEASURES, IF APPLICABLE</b>					
Region I	Region III								<b>MEASURE</b>		<b>YTD</b>			
Region II	Region IV								one ride		50,131			

# Vision Services

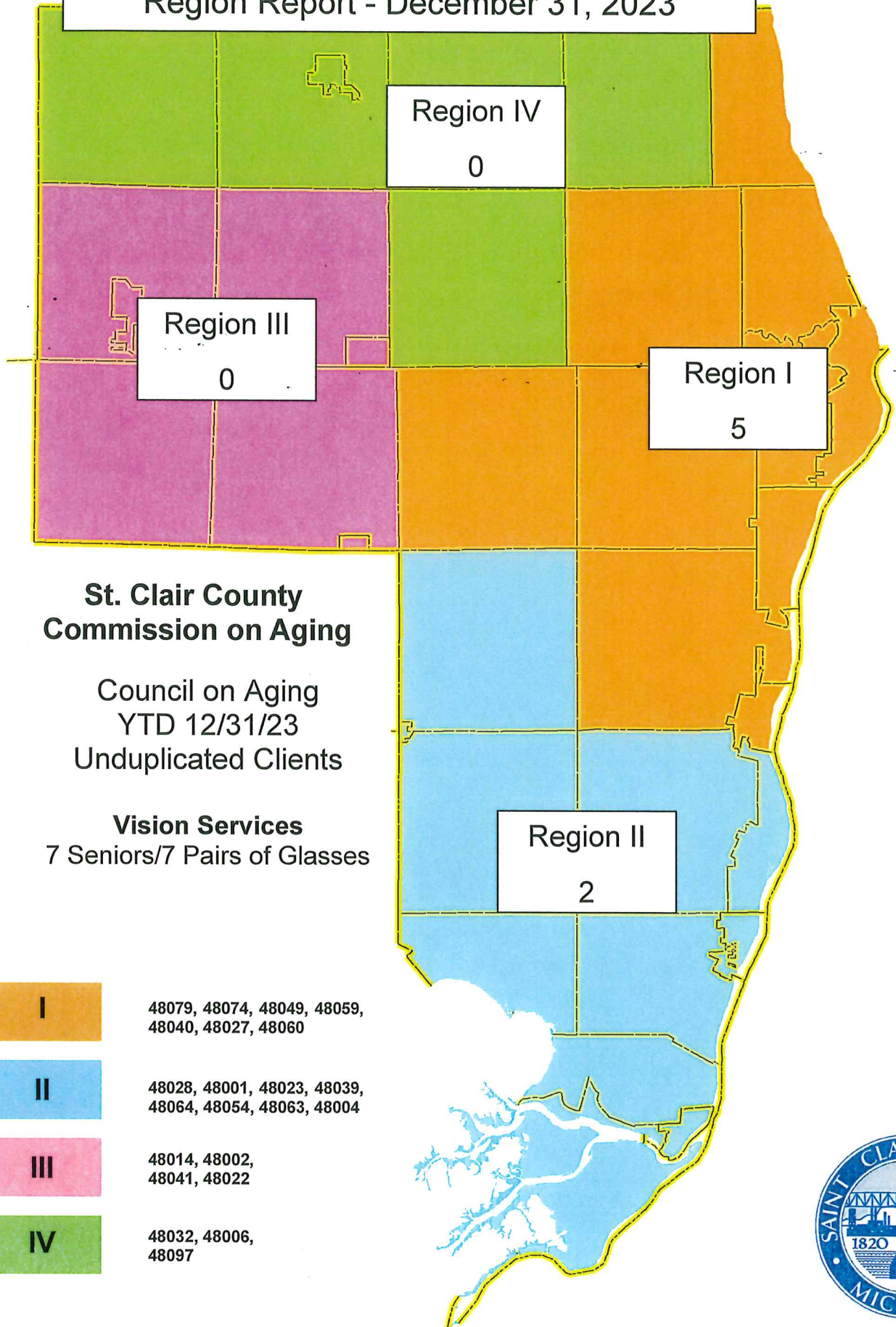
# COMMISSON ON AGING

## Council on Aging - Vision Services Clients by Age

YTD Report as of December 31, 2023  
7 Unduplicated Seniors/ 7 Pairs of Glasses



**Council on Aging  
Region Report - December 31, 2023**



**St. Clair County  
Commission on Aging**

Council on Aging  
YTD 12/31/23  
Unduplicated Clients

**Vision Services**  
7 Seniors/7 Pairs of Glasses

I	48079, 48074, 48049, 48059, 48040, 48027, 48060
II	48028, 48001, 48023, 48039, 48064, 48054, 48063, 48004
III	48014, 48002, 48041, 48022
IV	48032, 48006, 48097





# ST. CLAIR COUNTY SENIOR SERVICES

## Year-to-Date Demographic Report - 2023

YEAR TO DATE :	12/31/2023	PROGRAM:	Council on Aging - Vision											
		Prepared by:		Marcie Chambers										
AREA	YTD CLIENT #	CLIENT AGE - YTD Reports							INCOME - YTD Reports					
Zip code	YTD SERVED Unduplicated #	60-64 years	65-69 years	70-74 years	75-79 years	80-84 years	85+ years	Client refused	100% or less of poverty	101% to 200% of poverty	201% to 250% of poverty	Over 250% of poverty	Client refused or agency did not collect	
48027	0	0	0	0	0	0	0	0	0	0	0	0	0	
48040	2	1	0	0	0	1	0	0	1	1	0	0	0	
48049	0	0	0	0	0	0	0	0	0	0	0	0	0	
48059	0	0	0	0	0	0	0	0	0	0	0	0	0	
48060	3	0	2	0	0	1	0	0	1	2	0	0	0	
48061	0	0	0	0	0	0	0	0	0	0	0	0	0	
48074	0	0	0	0	0	0	0	0	0	0	0	0	0	
48079	0	0	0	0	0	0	0	0	0	0	0	0	0	
48001	2	0	0	1	1	0	0	0	0	2	0	0	0	
48004	0	0	0	0	0	0	0	0	0	0	0	0	0	
48023	0	0	0	0	0	0	0	0	0	0	0	0	0	
48028	0	0	0	0	0	0	0	0	0	0	0	0	0	
48039	0	0	0	0	0	0	0	0	0	0	0	0	0	
48054	0	0	0	0	0	0	0	0	0	0	0	0	0	
48063	0	0	0	0	0	0	0	0	0	0	0	0	0	
48064	0	0	0	0	0	0	0	0	0	0	0	0	0	
48002	0	0	0	0	0	0	0	0	0	0	0	0	0	
48014	0	0	0	0	0	0	0	0	0	0	0	0	0	
48022	0	0	0	0	0	0	0	0	0	0	0	0	0	
48041	0	0	0	0	0	0	0	0	0	0	0	0	0	
48006	0	0	0	0	0	0	0	0	0	0	0	0	0	
48032	0	0	0	0	0	0	0	0	0	0	0	0	0	
48097	0	0	0	0	0	0	0	0	0	0	0	0	0	
<b>YTD SERVED</b>	<b>7</b>	<b>1</b>	<b>2</b>	<b>1</b>	<b>1</b>	<b>2</b>	<b>0</b>	<b>0</b>	<b>2</b>	<b>5</b>	<b>0</b>	<b>0</b>	<b>0</b>	
<b>Zip Code/Service Area Legend:</b>		<b>WAIT LIST</b>						<b>OTHER MEASURES, IF APPLICABLE</b>						
Region I	Region III							<b>MEASURE</b>		<b>YTD</b>				
Region II	Region IV							one pair of glasses		7				

# Housing Matters, Inc.



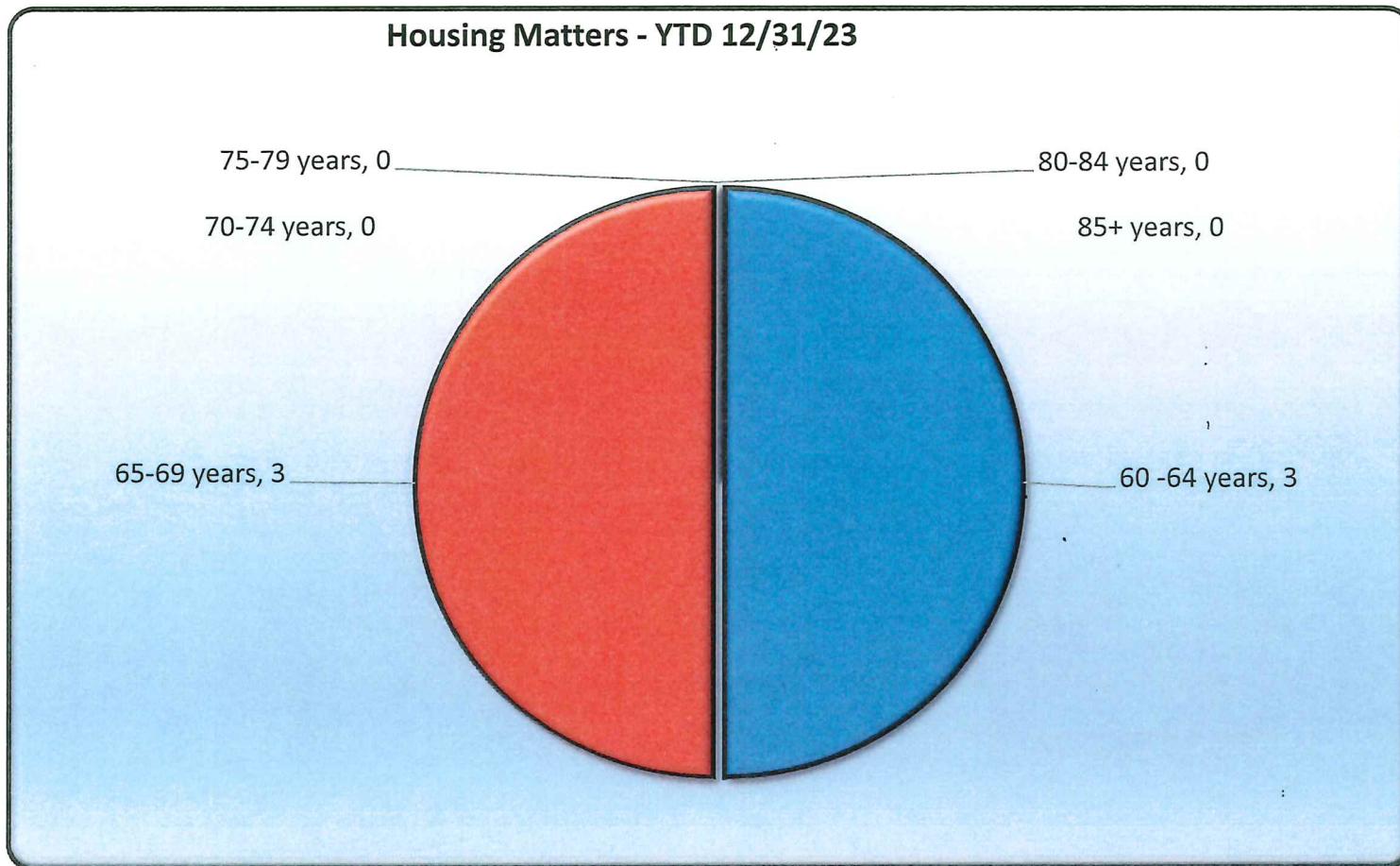
# COMMISSON ON AGING

Housing Matters Inc. - Foundations Homeless Program

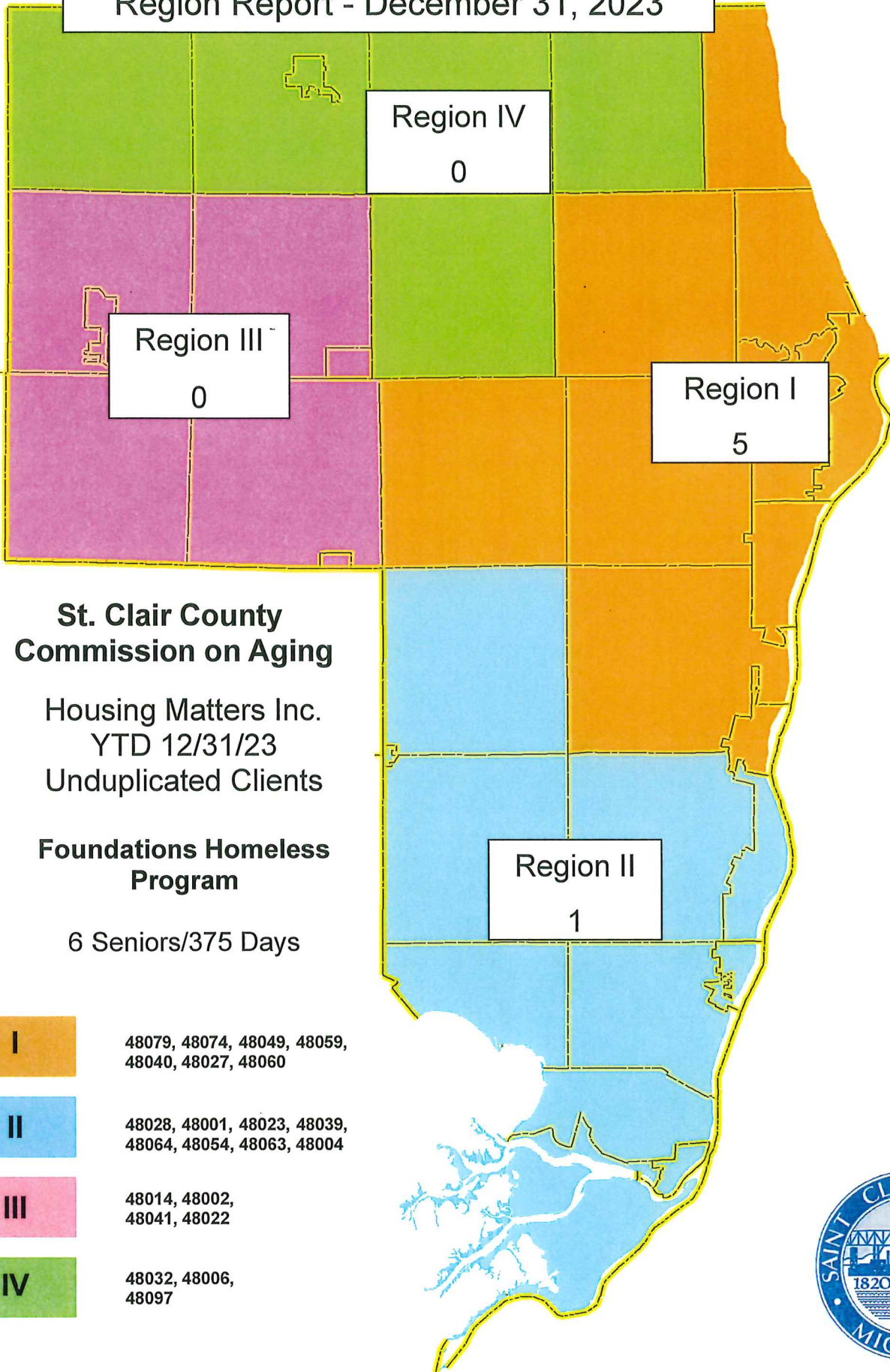
Clients by Age

YTD Report as of December 31, 2023

6 Unduplicated Seniors/375 Days



Housing Matters Inc.  
Region Report - December 31, 2023



**St. Clair County  
Commission on Aging**

Housing Matters Inc.  
YTD 12/31/23  
Unduplicated Clients

**Foundations Homeless  
Program**

6 Seniors/375 Days

I	48079, 48074, 48049, 48059, 48040, 48027, 48060
II	48028, 48001, 48023, 48039, 48064, 48054, 48063, 48004
III	48014, 48002, 48041, 48022
IV	48032, 48006, 48097





# ST. CLAIR COUNTY SENIOR SERVICES

## Year-to-Date Demographic Report - 2023

<b>YEAR TO DATE :</b>	12/31/2023	<b>PROGRAM:</b>	Housing Matters - Foundations Homeless Program											
		<b>Prepared by:</b>	Sue Ward											
<b>AREA</b>	<b>YTD CLIENT #</b>	<b>CLIENT AGE - YTD Reports</b>							<b>INCOME - YTD Reports</b>					
Zip code	YTD SERVED Unduplicated #	60-64 years	65-69 years	70-74 years	75-79 years	80-84 years	85+ years	Client refused	100% or less of poverty	101% to 200% of poverty	201% to 250% of poverty	Over 250% of poverty	Client refused or agency did not collect	
48027	0	0	0	0	0	0	0	0	0	0	0	0	0	
48040	0	0	0	0	0	0	0	0	0	0	0	0	0	
48049	0	0	0	0	0	0	0	0	0	0	0	0	0	
48059	0	0	0	0	0	0	0	0	0	0	0	0	0	
48060	5	2	3	0	0	0	0	0	5	0	0	0	0	
48061	0	0	0	0	0	0	0	0	0	0	0	0	0	
48074	0	0	0	0	0	0	0	0	0	0	0	0	0	
48079	0	0	0	0	0	0	0	0	0	0	0	0	0	
48001	0	0	0	0	0	0	0	0	0	0	0	0	0	
48004	0	0	0	0	0	0	0	0	0	0	0	0	0	
48023	0	0	0	0	0	0	0	0	0	0	0	0	0	
48028	1	1	0	0	0	0	0	0	1	0	0	0	0	
48039	0	0	0	0	0	0	0	0	0	0	0	0	0	
48054	0	0	0	0	0	0	0	0	0	0	0	0	0	
48063	0	0	0	0	0	0	0	0	0	0	0	0	0	
48064	0	0	0	0	0	0	0	0	0	0	0	0	0	
48002	0	0	0	0	0	0	0	0	0	0	0	0	0	
48014	0	0	0	0	0	0	0	0	0	0	0	0	0	
48022	0	0	0	0	0	0	0	0	0	0	0	0	0	
48041	0	0	0	0	0	0	0	0	0	0	0	0	0	
48006	0	0	0	0	0	0	0	0	0	0	0	0	0	
48032	0	0	0	0	0	0	0	0	0	0	0	0	0	
48097	0	0	0	0	0	0	0	0	0	0	0	0	0	
<b>YTD SERVED</b>	<b>6</b>	<b>3</b>	<b>3</b>	<b>0</b>	<b>0</b>	<b>0</b>	<b>0</b>	<b>0</b>	<b>6</b>	<b>0</b>	<b>0</b>	<b>0</b>	<b>0</b>	
<b>Zip Code/Service Area Legend:</b>		<b>WAIT LIST</b>						<b>OTHER MEASURES, IF APPLICABLE</b>						
Region I	Region III							MEASURE						
Region II	Region IV	# ON WAIT LIST YTD						Total # Days	375.00					

Hunter

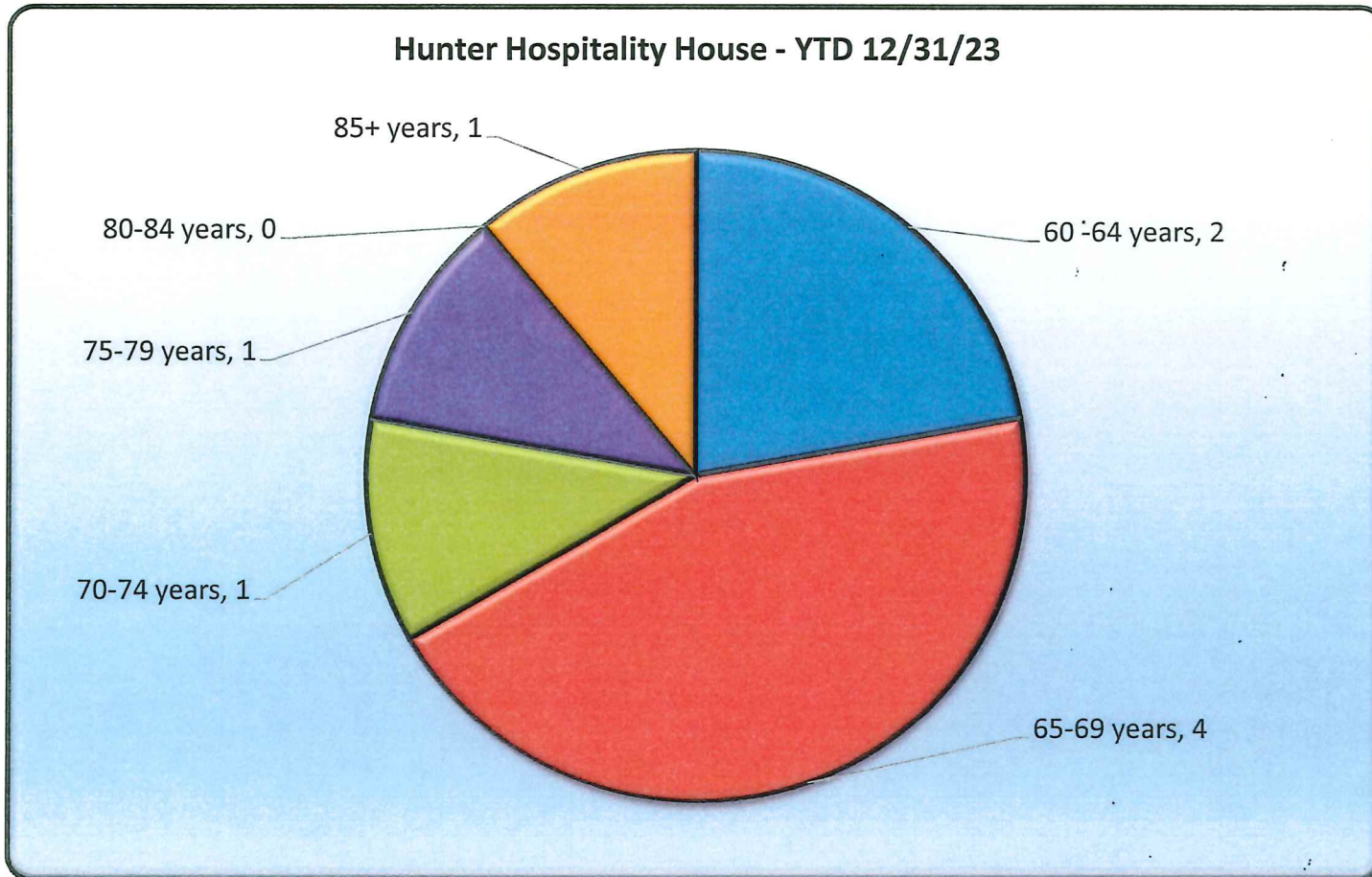
Hospitality House

# COMMISSON ON AGING

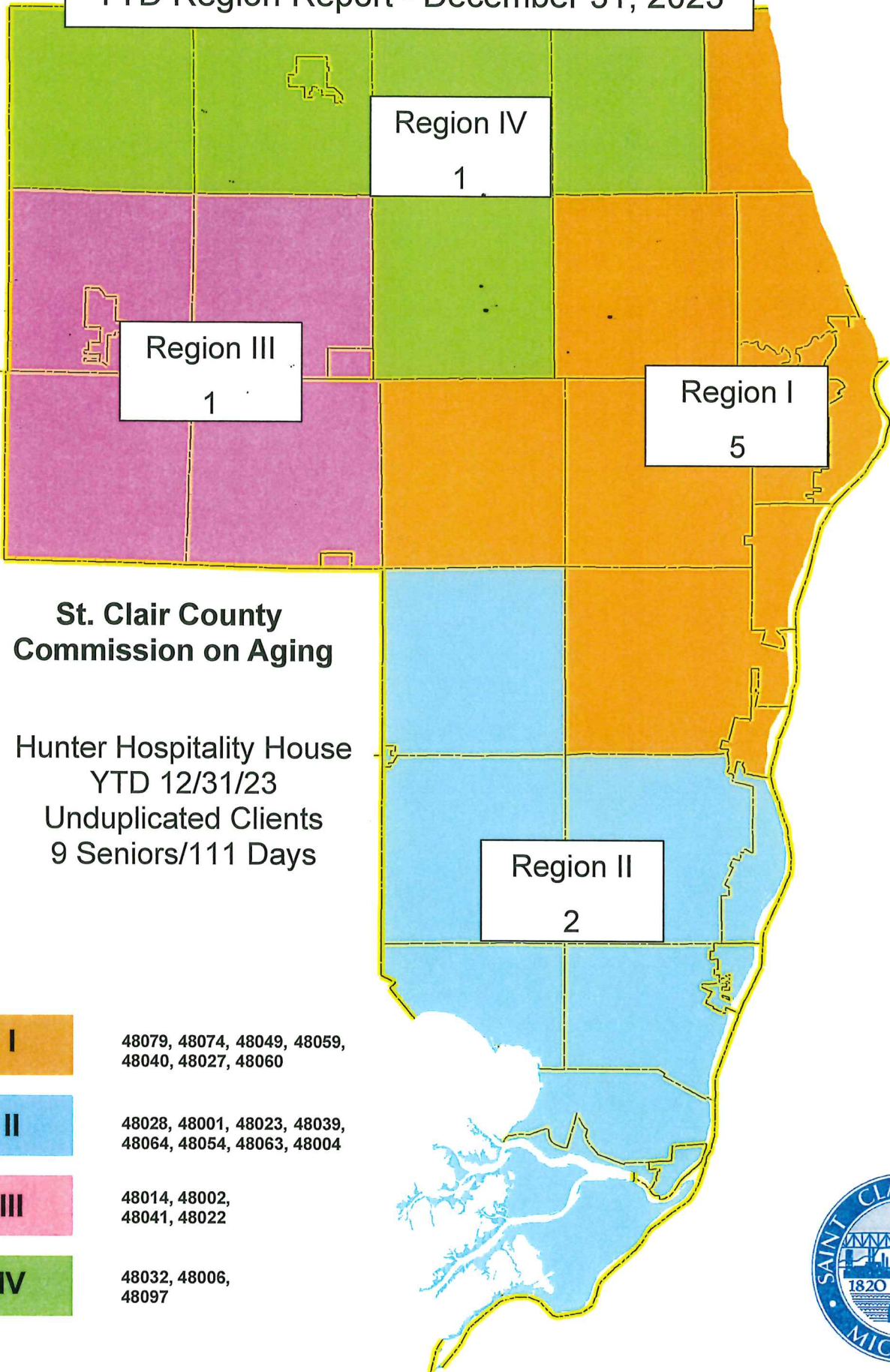
## Hunter Hospitality House Clients by Age

YTD Report as of December 31, 2023

9 Unduplicated Seniors/111 Days



Hunter Hospitality House  
YTD Region Report - December 31, 2023



**St. Clair County  
Commission on Aging**

Hunter Hospitality House  
YTD 12/31/23  
Unduplicated Clients  
9 Seniors/111 Days

I	48079, 48074, 48049, 48059, 48040, 48027, 48060
II	48028, 48001, 48023, 48039, 48064, 48054, 48063, 48004
III	48014, 48002, 48041, 48022
IV	48032, 48006, 48097





# ST. CLAIR COUNTY SENIOR SERVICES

## Year-to-Date Demographic Report - 2023

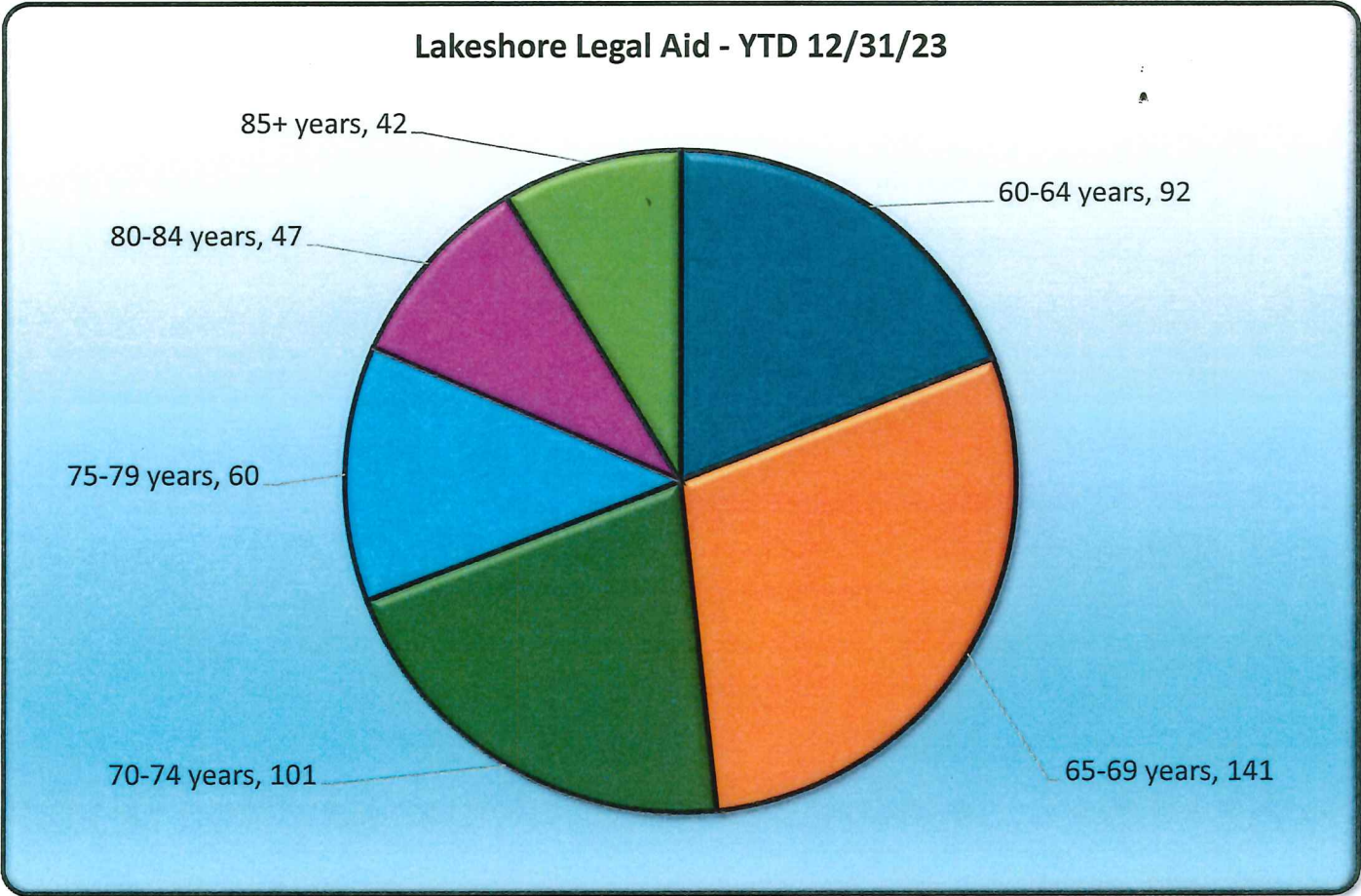
<b>YEAR TO DATE :</b>	12/31/2023	<b>PROGRAM:</b>	Hunter Hospitality House - Senior Lodging near local hospitals											
		<b>Prepared by:</b>	Jeff Willard											
<b>AREA</b>	<b>YTD CLIENT #</b>	<b>CLIENT AGE - YTD Reports</b>							<b>INCOME - YTD Reports</b>					
Zip code	YTD SERVED Unduplicated	60-64 years	65-69 years	70-74 years	75-79 years	80-84 years	85+ years	Client refused	100% or less of poverty	101% to 200% of poverty	201% to 250% of poverty	Over 250% of poverty	Client refused or agency did not collect	
48027	0	0	0	0	0	0	0	0	0	0	0	0	0	
48040	0	0	0	0	0	0	0	0	0	0	0	0	0	
48049	1	1	0	0	0	0	0	0	0	0	0	0	1	
48059	3	1	2	0	0	0	0	0	0	0	0	0	3	
48060	1	0	0	1	0	0	0	0	0	0	0	0	1	
48061	0	0	0	0	0	0	0	0	0	0	0	0	0	
48074	0	0	0	0	0	0	0	0	0	0	0	0	0	
48079	0	0	0	0	0	0	0	0	0	0	0	0	0	
48001	1	0	1	0	0	0	0	0	0	0	0	0	1	
48004	0	0	0	0	0	0	0	0	0	0	0	0	0	
48023	0	0	0	0	0	0	0	0	0	0	0	0	0	
48028	0	0	0	0	0	0	0	0	0	0	0	0	0	
48039	0	0	0	0	0	0	0	0	0	0	0	0	0	
48054	1	0	0	0	1	0	0	0	0	0	0	0	1	
48063	0	0	0	0	0	0	0	0	0	0	0	0	0	
48064	0	0	0	0	0	0	0	0	0	0	0	0	0	
48002	0	0	0	0	0	0	0	0	0	0	0	0	0	
48014	1	0	1	0	0	0	0	0	0	0	0	0	1	
48022	0	0	0	0	0	0	0	0	0	0	0	0	0	
48041	0	0	0	0	0	0	0	0	0	0	0	0	0	
48006	0	0	0	0	0	0	0	0	0	0	0	0	0	
48032	1	0	0	0	0	0	1	0	0	0	0	0	1	
48097	0	0	0	0	0	0	0	0	0	0	0	0	0	
<b>YTD SERVED</b>	<b>9</b>	<b>2</b>	<b>4</b>	<b>1</b>	<b>1</b>	<b>0</b>	<b>1</b>	<b>0</b>	<b>0</b>	<b>0</b>	<b>0</b>	<b>0</b>	<b>9</b>	
<b>Zip Code/Service Area Legend:</b>		<b>WAIT LIST</b>							<b>OTHER MEASURES, IF APPLICABLE</b>					
Region I	Region III								<b>MEASURE</b>			<b>YTD</b>		
Region II	Region IV	<b># ON WAIT LIST YTD</b>							<b>Total nights</b>			<b>111</b>		

# Lakeshore Legal Aid

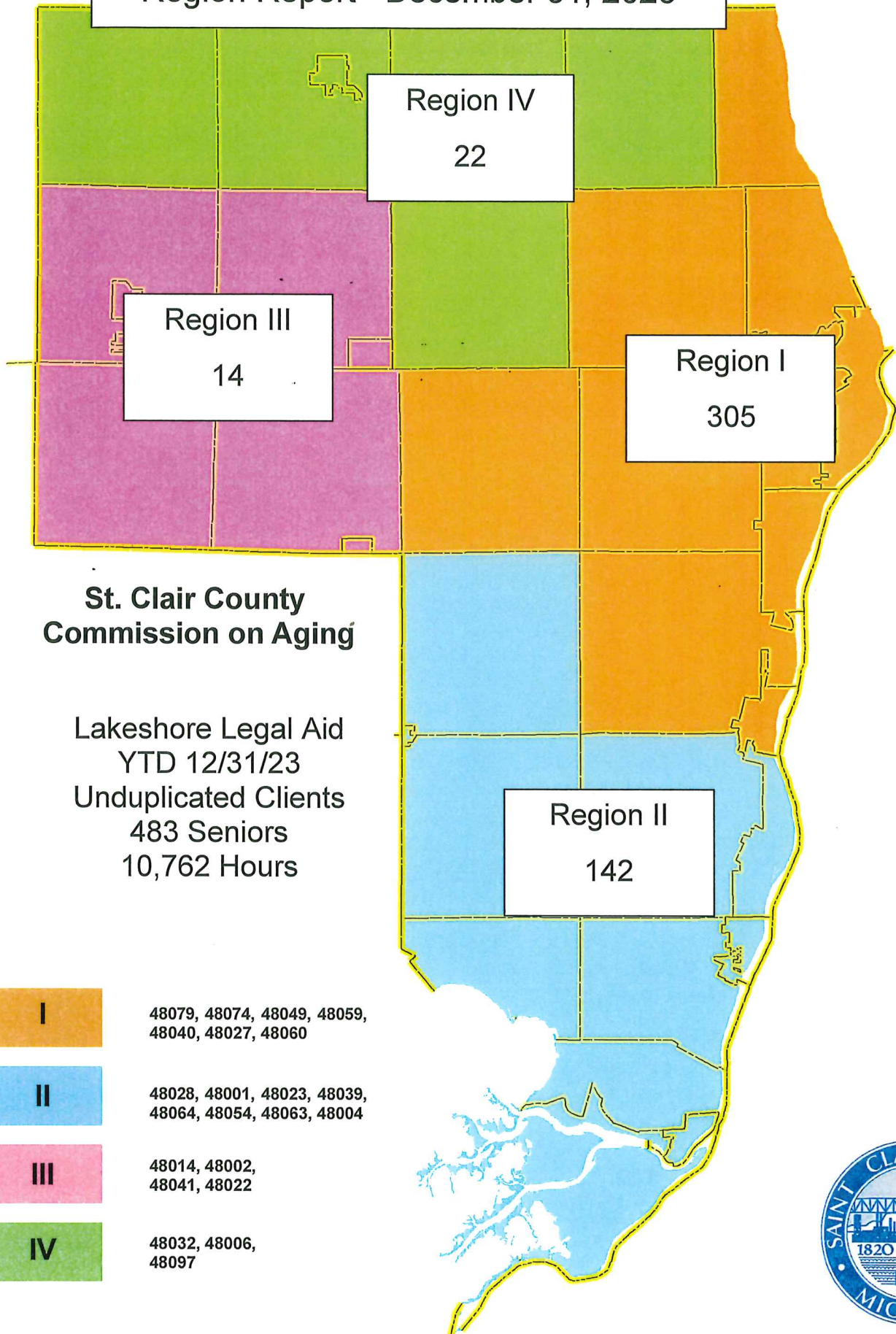


COMMISSON ON AGING

Lakeshore Legal Aid - Legal Services  
Clients by Age  
YTD Report as of December 31, 2023  
483 Unduplicated Seniors/10,762 Hours



Lakeshore Legal Aid  
Region Report - December 31, 2023



**St. Clair County  
Commission on Aging**

Lakeshore Legal Aid  
YTD 12/31/23  
Unduplicated Clients  
483 Seniors  
10,762 Hours

I	48079, 48074, 48049, 48059, 48040, 48027, 48060
II	48028, 48001, 48023, 48039, 48064, 48054, 48063, 48004
III	48014, 48002, 48041, 48022
IV	48032, 48006, 48097





# ST. CLAIR COUNTY SENIOR SERVICES

## Year-to-Date Demographic Report - 2023

<b>YEAR TO DATE :</b>	12/31/2023	<b>PROGRAM:</b>	Lakeshore Legal Aid										
		<b>Prepared by:</b> Jessica Oraha											
<b>AREA</b>	<b>YTD CLIENT #</b>	<b>CLIENT AGE - YTD Reports</b>							<b>INCOME - YTD Reports</b>				
Zip code	YTD SERVED Unduplicated #	60-64 years	65-69 years	70-74 years	75-79 years	80-84 years	85+ years	Client refused	100% or less of poverty	101% to 200% of poverty	201% to 250% of poverty	Over 250% of poverty	Client refused or agency did not collect
48027	0	0	0	0	0	0	0	0	0	0	0	0	0
48040	0	0	0	0	0	0	0	0	0	0	0	0	0
48049	13	1	2	1	4	5	0	0	0	0	0	0	0
48059	28	1	12	3	3	5	4	0	0	0	0	0	0
48060	215	45	65	61	23	7	14	0	0	0	0	0	0
48061	2	0	2	0	0	0	0	0	0	0	0	0	0
48074	25	3	9	6	1	2	4	0	0	0	0	0	0
48079	22	2	5	5	3	4	3	0	0	0	0	0	0
48001	54	12	9	12	7	9	5	0	0	0	0	0	0
48004	1	0	0	0	0	1	0	0	0	0	0	0	0
48023	8	1	4	1	1	1	0	0	0	0	0	0	0
48028	1	0	0	0	0	0	1	0	0	0	0	0	0
48039	45	10	11	8	8	4	4	0	0	0	0	0	0
48054	27	3	9	1	8	5	1	0	0	0	0	0	0
48063	2	2	0	0	0	0	0	0	0	0	0	0	0
48064	4	1	3	0	0	0	0	0	0	0	0	0	0
48002	9	4	2	1	2	0	0	0	0	0	0	0	0
48014	3	2	0	0	0	1	0	0	0	0	0	0	0
48022	2	2	0	0	0	0	0	0	0	0	0	0	0
48041	0	0	0	0	0	0	0	0	0	0	0	0	0
48006	6	1	2	1	0	1	1	0	0	0	0	0	0
48032	2	0	2	0	0	0	0	0	0	0	0	0	0
48097	14	2	4	1	0	2	5	0	0	0	0	0	0
<b>YTD SERVED</b>	<b>483</b>	<b>92</b>	<b>141</b>	<b>101</b>	<b>60</b>	<b>47</b>	<b>42</b>	<b>0</b>	<b>0</b>	<b>0</b>	<b>0</b>	<b>0</b>	<b>0</b>
<b>Zip Code/Service Area Legend:</b>		<b>WAIT LIST</b>						<b>OTHER MEASURES, IF APPLICABLE</b>					
Region I	Region III							<b>MEASURE</b>					
Region II	Region IV	<b># ON WAIT LIST YTD</b>						<b># Hours</b>	<b>YTD</b>				
									10,762				

# Life Skills Centers

# COMMISSON ON AGING

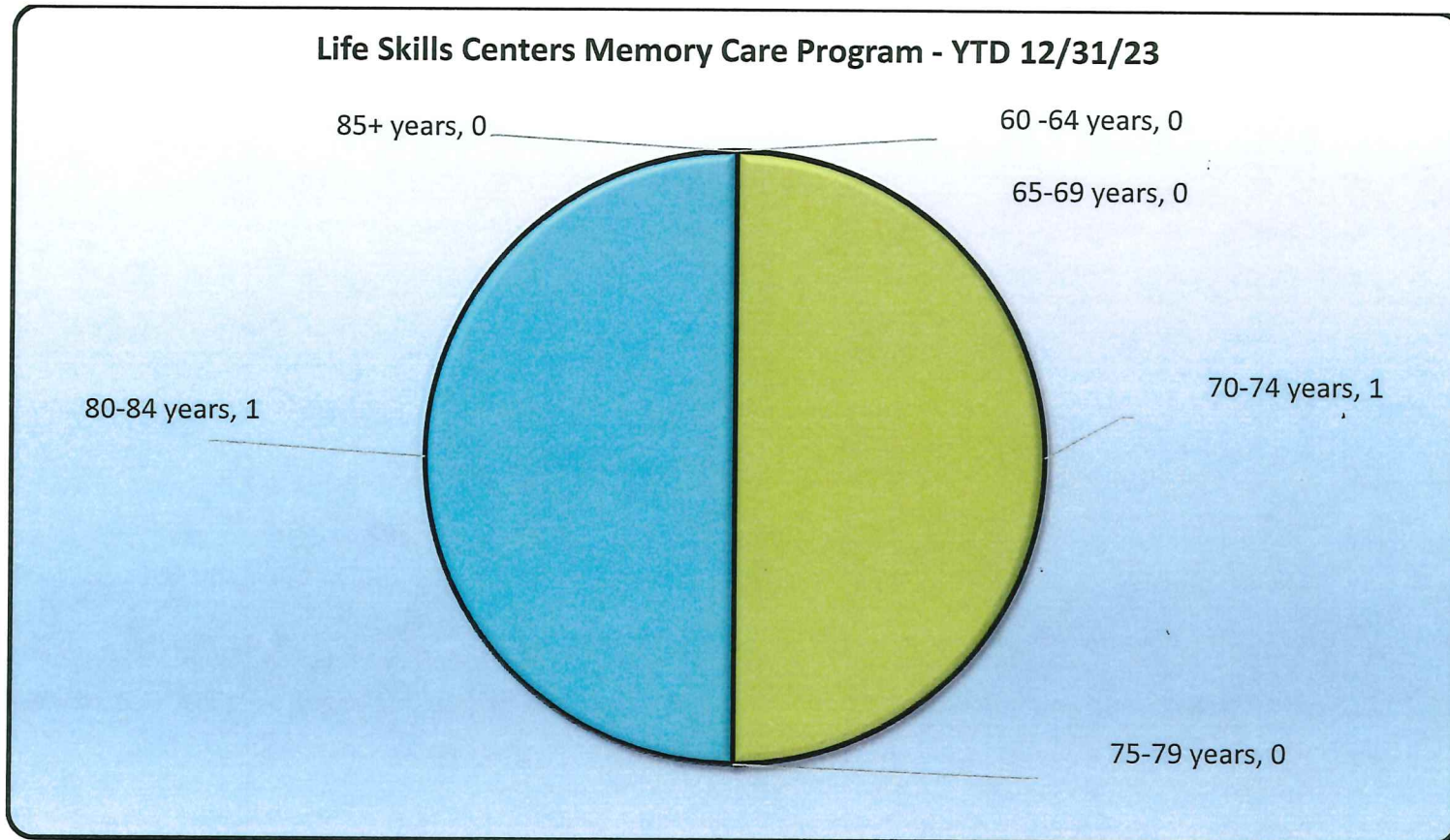
## Life Skills Centers

### Memory Care (Subsidy) Clients by Age

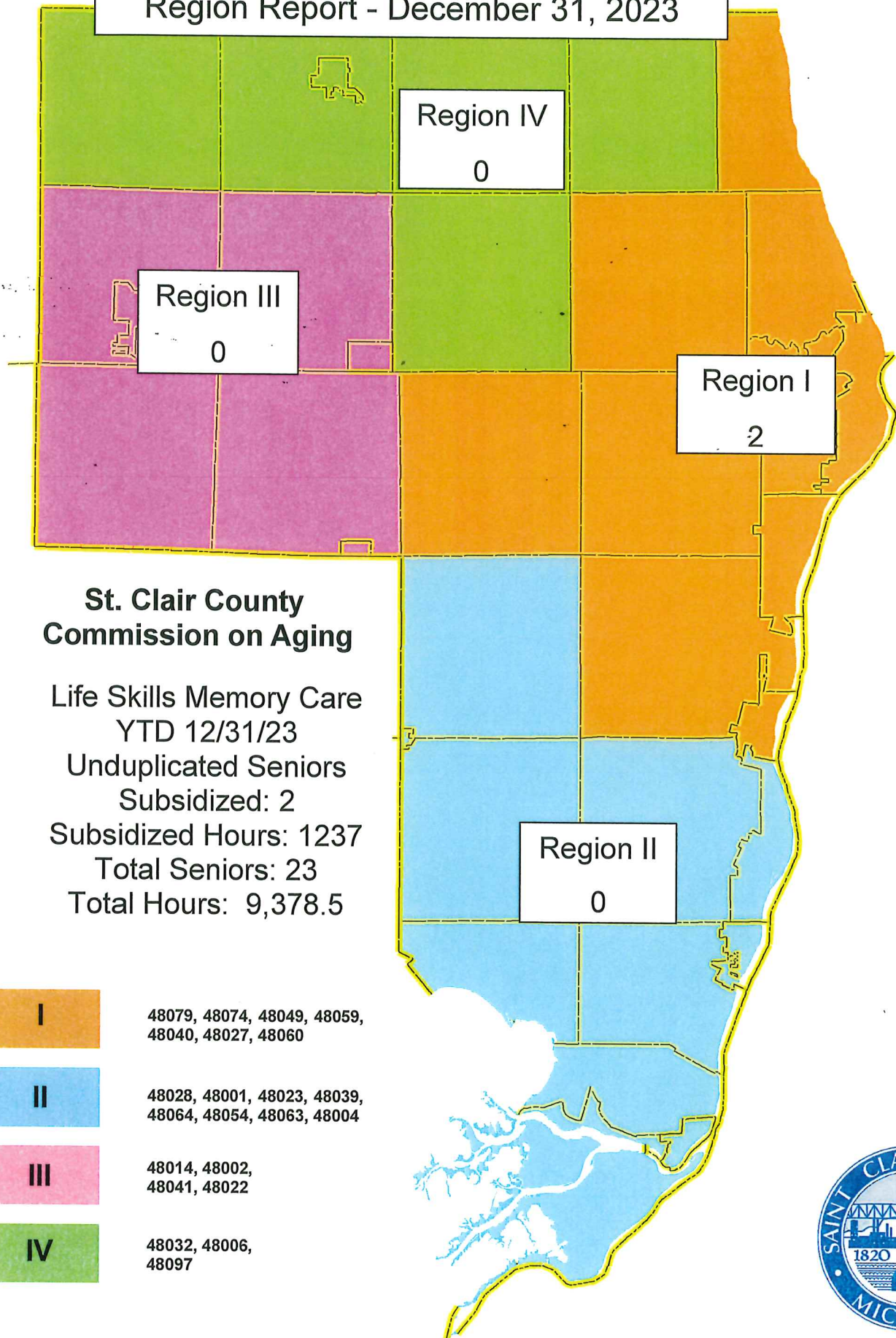
YTD Report as of December 31, 2023

2 Unduplicated Seniors Receiving Subsidy / 1,237 Hours Subsidized

23 Total Seniors/ 9,378.5 Total Hours



**Life Skills Centers  
Region Report - December 31, 2023**



**St. Clair County  
Commission on Aging**

Life Skills Memory Care  
YTD 12/31/23  
Unduplicated Seniors  
Subsidized: 2  
Subsidized Hours: 1237  
Total Seniors: 23  
Total Hours: 9,378.5

- I** 48079, 48074, 48049, 48059,  
48040, 48027, 48060
- II** 48028, 48001, 48023, 48039,  
48064, 48054, 48063, 48004
- III** 48014, 48002,  
48041, 48022
- IV** 48032, 48006,  
48097





# ST. CLAIR COUNTY SENIOR SERVICES

## Year-to-Date Demographic Report - 2023

<b>YEAR TO DATE :</b>	12/31/2023	<b>PROGRAM:</b>	Life Skills - Memory Care Respite & Dietary Supplement										
		<b>Prepared by:</b>	Keri Smalley										
<b>AREA</b>	<b>YTD CLIENT #</b>	<b>CLIENT AGE - YTD Reports</b>							<b>INCOME - YTD Reports</b>				
Zip code	YTD SERVED Unduplicated	60-64 years	65-69 years	70-74 years	75-79 years	80-84 years	85+ years	Client refused	100% or less of poverty	101% to 200% of poverty	201% to 250% of poverty	Over 250% of poverty	Client refused or agency did not collect
48027	0	0	0	0	0	0	0	0	0	0	0	0	0
48040	0	0	0	0	0	0	0	0	0	0	0	0	0
48049	0	0	0	0	0	0	0	0	0	0	0	0	0
48059	1	0	0	0	0	1	0	0	0	1	0	0	0
48060	1	0	0	1	0	0	0	0	0	1	0	0	0
48061	0	0	0	0	0	0	0	0	0	0	0	0	0
48074	0	0	0	0	0	0	0	0	0	0	0	0	0
48079	0	0	0	0	0	0	0	0	0	0	0	0	0
48001	0	0	0	0	0	0	0	0	0	0	0	0	0
48004	0	0	0	0	0	0	0	0	0	0	0	0	0
48023	0	0	0	0	0	0	0	0	0	0	0	0	0
48028	0	0	0	0	0	0	0	0	0	0	0	0	0
48039	0	0	0	0	0	0	0	0	0	0	0	0	0
48054	0	0	0	0	0	0	0	0	0	0	0	0	0
48063	0	0	0	0	0	0	0	0	0	0	0	0	0
48064	0	0	0	0	0	0	0	0	0	0	0	0	0
48002	0	0	0	0	0	0	0	0	0	0	0	0	0
48014	0	0	0	0	0	0	0	0	0	0	0	0	0
48022	0	0	0	0	0	0	0	0	0	0	0	0	0
48041	0	0	0	0	0	0	0	0	0	0	0	0	0
48006	0	0	0	0	0	0	0	0	0	0	0	0	0
48032	0	0	0	0	0	0	0	0	0	0	0	0	0
48097	0	0	0	0	0	0	0	0	0	0	0	0	0
<b>YTD SERVED</b>	<b>2</b>	<b>0</b>	<b>0</b>	<b>1</b>	<b>0</b>	<b>1</b>	<b>0</b>	<b>0</b>	<b>0</b>	<b>2</b>	<b>0</b>	<b>0</b>	<b>0</b>
<b>Zip Code/Service Area Legend:</b>		<b>WAIT LIST</b>						<b>OTHER MEASURES, IF APPLICABLE</b>					
Region I	Region III							MEASURE				YTD	
Region II	Region IV	<b># On Wait List YTD</b>				n/a		<b>Clients - 60+</b>			23.00		
		<b>Subsidized Hours</b>				1237		<b>Hours - 60+</b>			9,378.50		

**Port Huron  
Housing  
Commission**



# Bed Bug Remediation

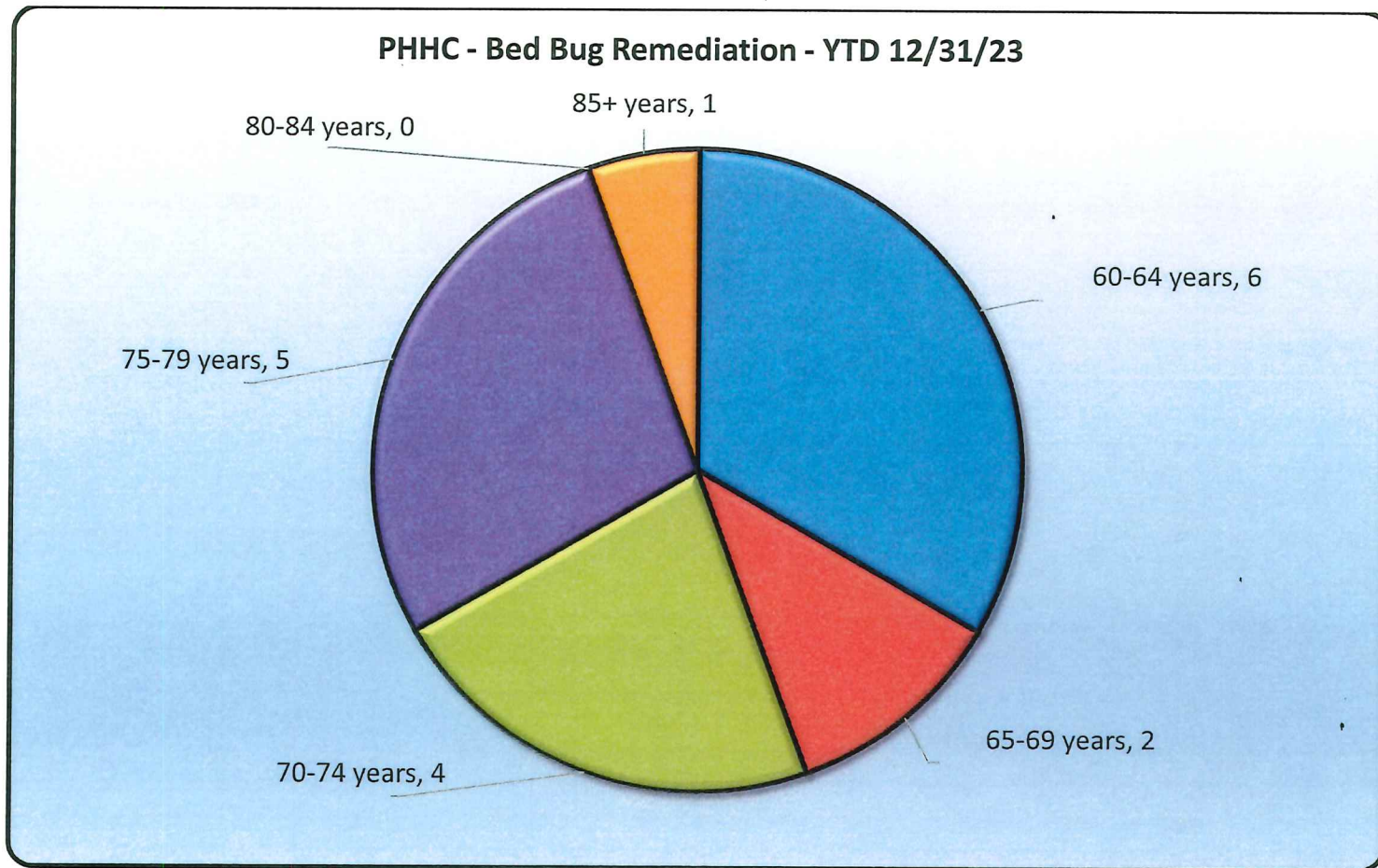
# COMMISSON ON AGING

Port Huron Housing Commission - Bed Bug Remediation

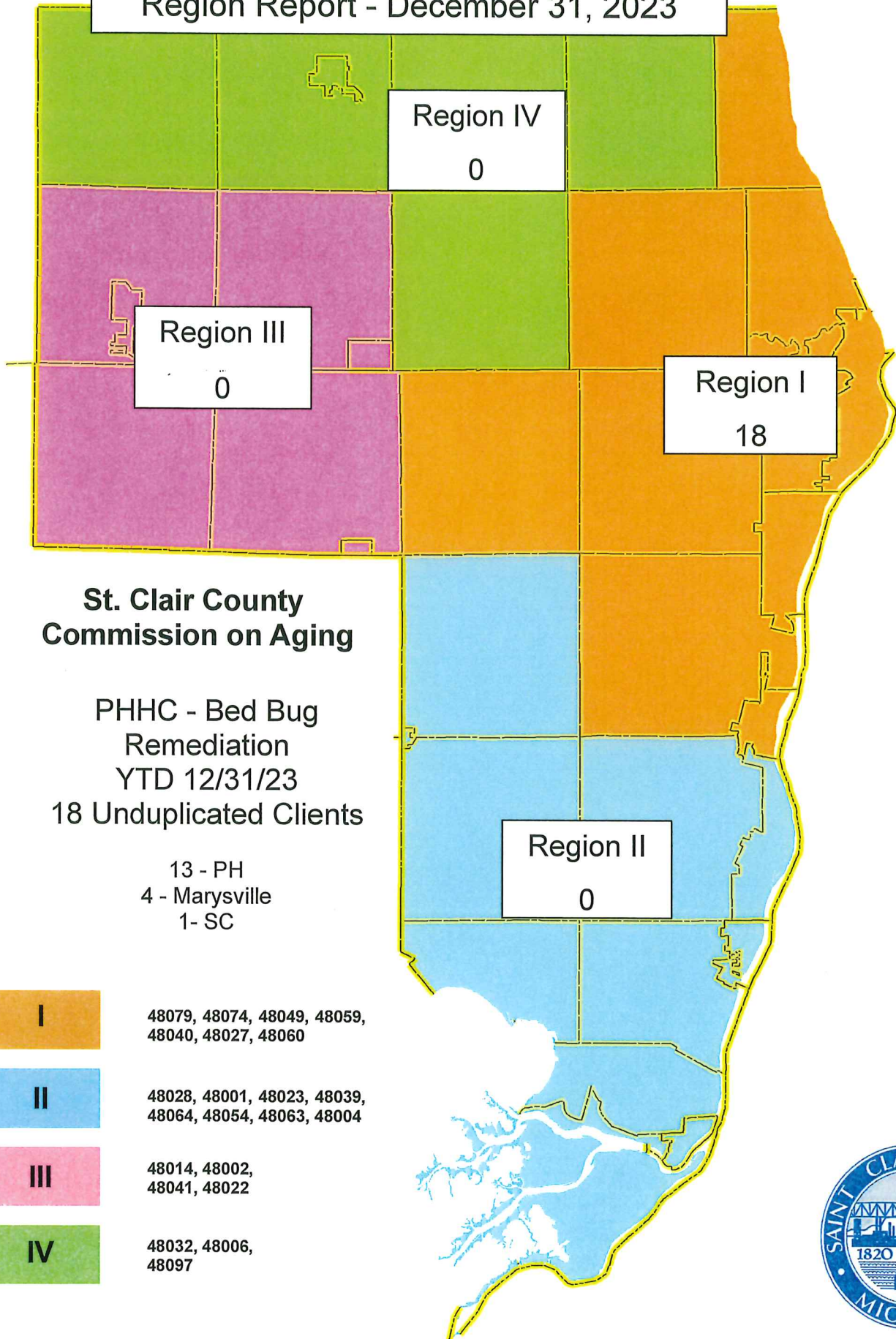
Clients by Age

YTD Report as of December 31, 2023

18 Unduplicated Seniors



Port Huron Housing Commission  
 Region Report - December 31, 2023



**St. Clair County  
 Commission on Aging**

PHHC - Bed Bug  
 Remediation  
 YTD 12/31/23  
 18 Unduplicated Clients

13 - PH  
 4 - Marysville  
 1- SC

I	48079, 48074, 48049, 48059, 48040, 48027, 48060
II	48028, 48001, 48023, 48039, 48064, 48054, 48063, 48004
III	48014, 48002, 48041, 48022
IV	48032, 48006, 48097





# ST. CLAIR COUNTY SENIOR SERVICES

## Year-to-Date Demographic Report - 2023

YEAR TO DATE :	12/31/2023	PROGRAM:	Port Huron Housing Commission - Bed Bugs											
		Prepared by:	Sue Ward											
AREA	YTD CLIENT #	CLIENT AGE - YTD Reports							INCOME - YTD Reports					
Zip code	YTD SERVED Unduplicated #	60-64 years	65-69 years	70-74 years	75-79 years	80-84 years	85+ years	Client refused	100% or less of poverty	101% to 200% of poverty	201% to 250% of poverty	Over 250% of poverty	Client refused or agency did not collect	
48027	0	0	0	0	0	0	0	0	0	0	0	0	0	
48040	4	1	0	0	2	0	1	0	4	0	0	0	0	
48049	0	0	0	0	0	0	0	0	0	0	0	0	0	
48059	0	0	0	0	0	0	0	0	0	0	0	0	0	
48060	13	4	2	4	3	0	0	0	13	0	0	0	0	
48061	0	0	0	0	0	0	0	0	0	0	0	0	0	
48074	0	0	0	0	0	0	0	0	0	0	0	0	0	
48079	1	1	0	0	0	0	0	0	1	0	0	0	0	
48001	0	0	0	0	0	0	0	0	0	0	0	0	0	
48004	0	0	0	0	0	0	0	0	0	0	0	0	0	
48023	0	0	0	0	0	0	0	0	0	0	0	0	0	
48028	0	0	0	0	0	0	0	0	0	0	0	0	0	
48039	0	0	0	0	0	0	0	0	0	0	0	0	0	
48054	0	0	0	0	0	0	0	0	0	0	0	0	0	
48063	0	0	0	0	0	0	0	0	0	0	0	0	0	
48064	0	0	0	0	0	0	0	0	0	0	0	0	0	
48002	0	0	0	0	0	0	0	0	0	0	0	0	0	
48014	0	0	0	0	0	0	0	0	0	0	0	0	0	
48022	0	0	0	0	0	0	0	0	0	0	0	0	0	
48041	0	0	0	0	0	0	0	0	0	0	0	0	0	
48006	0	0	0	0	0	0	0	0	0	0	0	0	0	
48032	0	0	0	0	0	0	0	0	0	0	0	0	0	
48097	0	0	0	0	0	0	0	0	0	0	0	0	0	
<b>YTD SERVED</b>	<b>18</b>	<b>6</b>	<b>2</b>	<b>4</b>	<b>5</b>	<b>0</b>	<b>1</b>	<b>0</b>	<b>18</b>	<b>0</b>	<b>0</b>	<b>0</b>	<b>0</b>	
<b>Zip Code/Service Area Legend:</b>		<b>WAIT LIST</b>						<b>OTHER MEASURES, IF APPLICABLE</b>						
Region I	Region III							<b>MEASURE</b>			<b>YTD</b>			
Region II	Region IV	<b># ON WAIT LIST YTD</b>						n/a						

# New Bed Program

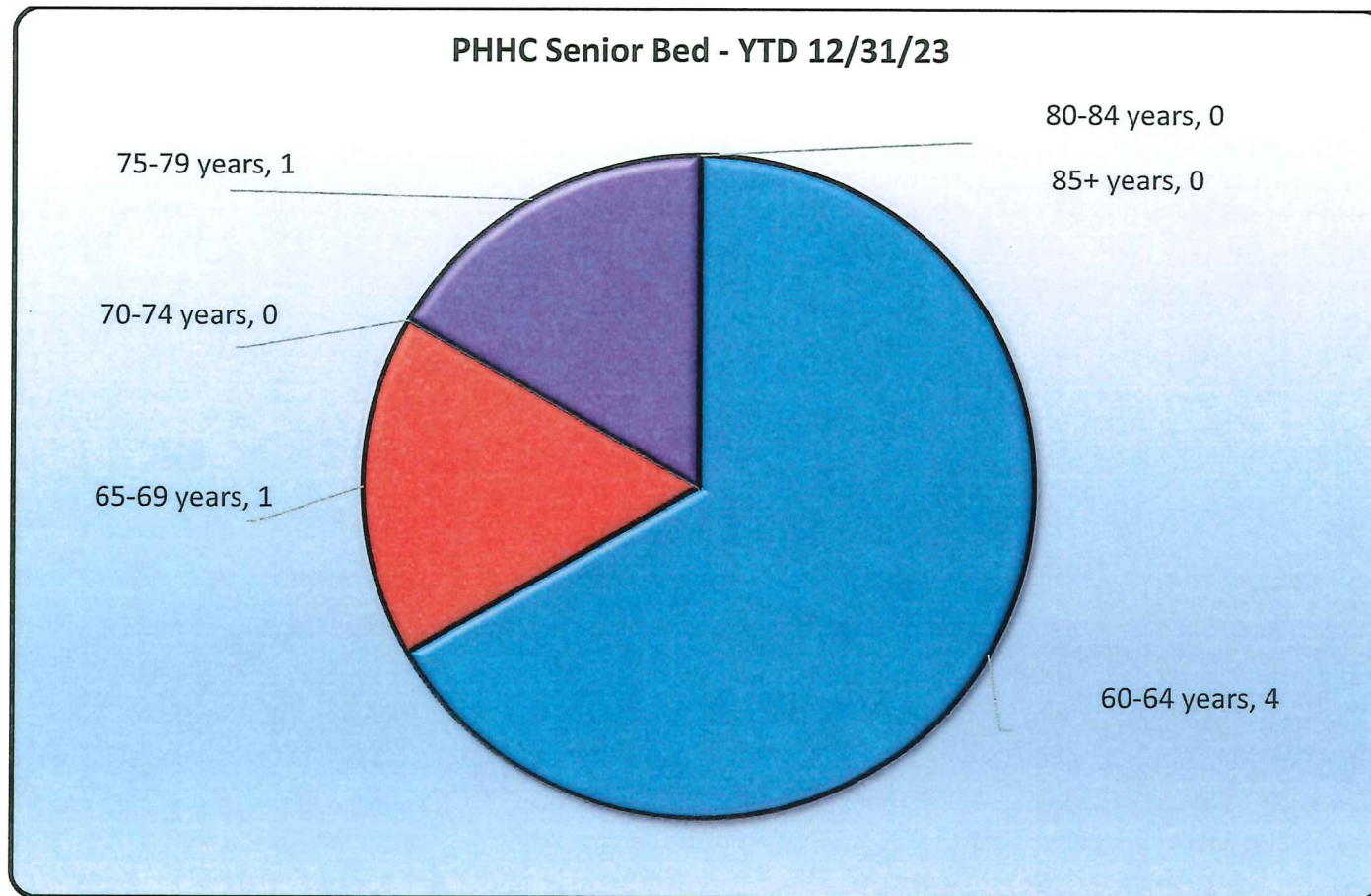
# COMMISSON ON AGING

Port Huron Housing Commission - New Bed Program

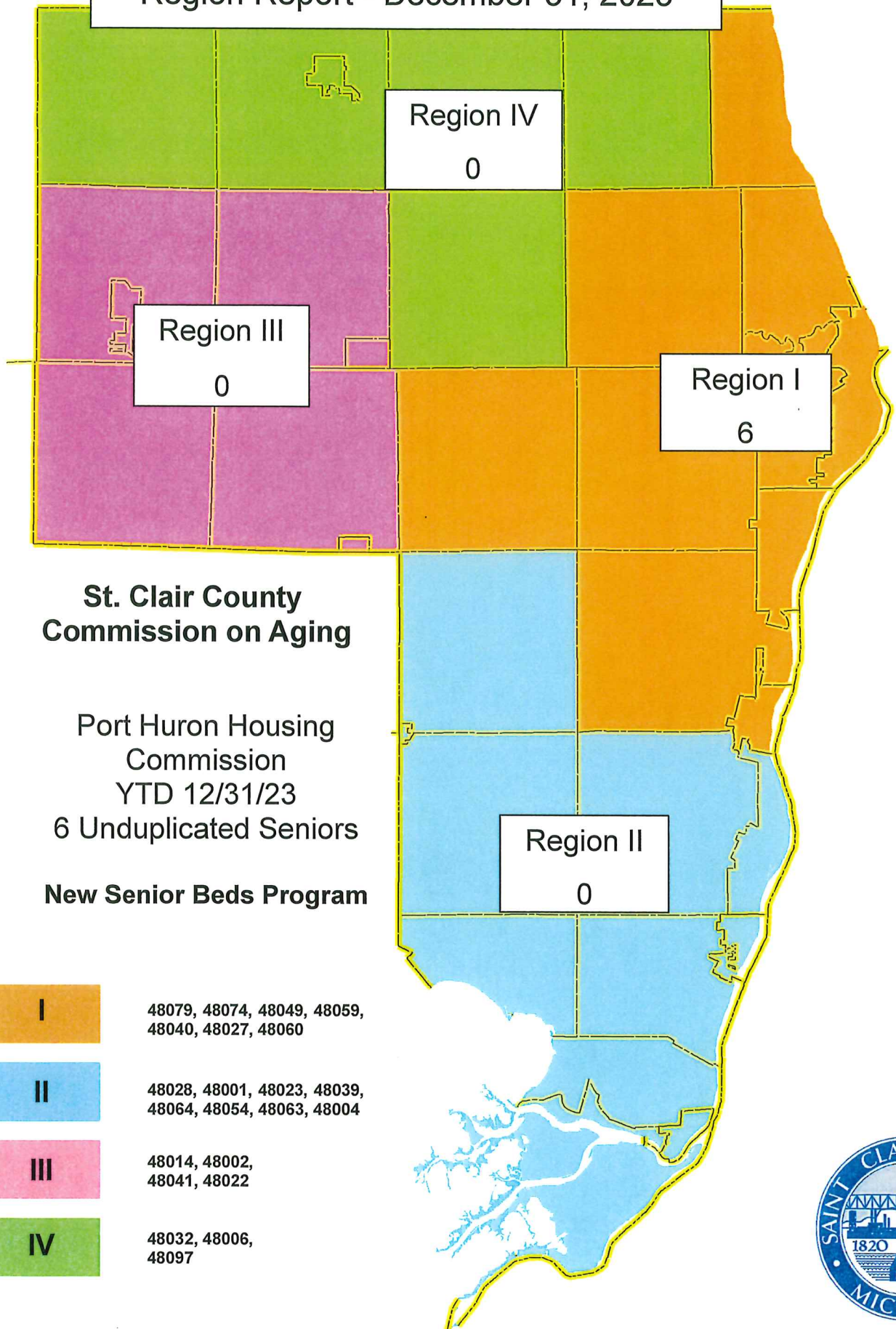
Clients by Age

YTD Report as of December 31, 2023

6 Unduplicated Seniors



Port Huron Housing Commission  
 Region Report - December 31, 2023



**St. Clair County  
 Commission on Aging**

Port Huron Housing  
 Commission  
 YTD 12/31/23  
 6 Unduplicated Seniors

**New Senior Beds Program**

- I** 48079, 48074, 48049, 48059, 48040, 48027, 48060
- II** 48028, 48001, 48023, 48039, 48064, 48054, 48063, 48004
- III** 48014, 48002, 48041, 48022
- IV** 48032, 48006, 48097





# ST. CLAIR COUNTY SENIOR SERVICES

## Year-to-Date Demographic Report - 2023

YEAR TO DATE :	12/31/2023	PROGRAM:	Port Huron Housing Commission - New Senior Bed Program										
		Prepared by:	Sue Ward										
AREA	YTD CLIENT #	CLIENT AGE - YTD Reports							INCOME - YTD Reports				
Zip code	YTD SERVED Unduplicated #	60-64 years	65-69 years	70-74 years	75-79 years	80-84 years	85+ years	Client refused	100% or less of poverty	101% to 200% of poverty	201% to 250% of poverty	Over 250% of poverty	Client refused or agency did not collect
48027	0	0	0	0	0	0	0	0	0	0	0	0	0
48040	0	0	0	0	0	0	0	0	0	0	0	0	0
48049	0	0	0	0	0	0	0	0	0	0	0	0	0
48059	0	0	0	0	0	0	0	0	0	0	0	0	0
48060	6	4	1	0	1	0	0	0	6	0	0	0	0
48061	0	0	0	0	0	0	0	0	0	0	0	0	0
48074	0	0	0	0	0	0	0	0	0	0	0	0	0
48079	0	0	0	0	0	0	0	0	0	0	0	0	0
48001	0	0	0	0	0	0	0	0	0	0	0	0	0
48004	0	0	0	0	0	0	0	0	0	0	0	0	0
48023	0	0	0	0	0	0	0	0	0	0	0	0	0
48028	0	0	0	0	0	0	0	0	0	0	0	0	0
48039	0	0	0	0	0	0	0	0	0	0	0	0	0
48054	0	0	0	0	0	0	0	0	0	0	0	0	0
48063	0	0	0	0	0	0	0	0	0	0	0	0	0
48064	0	0	0	0	0	0	0	0	0	0	0	0	0
48002	0	0	0	0	0	0	0	0	0	0	0	0	0
48014	0	0	0	0	0	0	0	0	0	0	0	0	0
48022	0	0	0	0	0	0	0	0	0	0	0	0	0
48041	0	0	0	0	0	0	0	0	0	0	0	0	0
48006	0	0	0	0	0	0	0	0	0	0	0	0	0
48032	0	0	0	0	0	0	0	0	0	0	0	0	0
48097	0	0	0	0	0	0	0	0	0	0	0	0	0
<b>YTD SERVED</b>	<b>6</b>	<b>4</b>	<b>1</b>	<b>0</b>	<b>1</b>	<b>0</b>	<b>0</b>	<b>0</b>	<b>6</b>	<b>0</b>	<b>0</b>	<b>0</b>	<b>0</b>
<b>Zip Code/Service Area Legend:</b>		<b>WAIT LIST</b>						<b>OTHER MEASURES, IF APPLICABLE</b>					
Region I	Region III	# ON WAIT LIST						MEASURE		YTD			
Region II	Region IV												



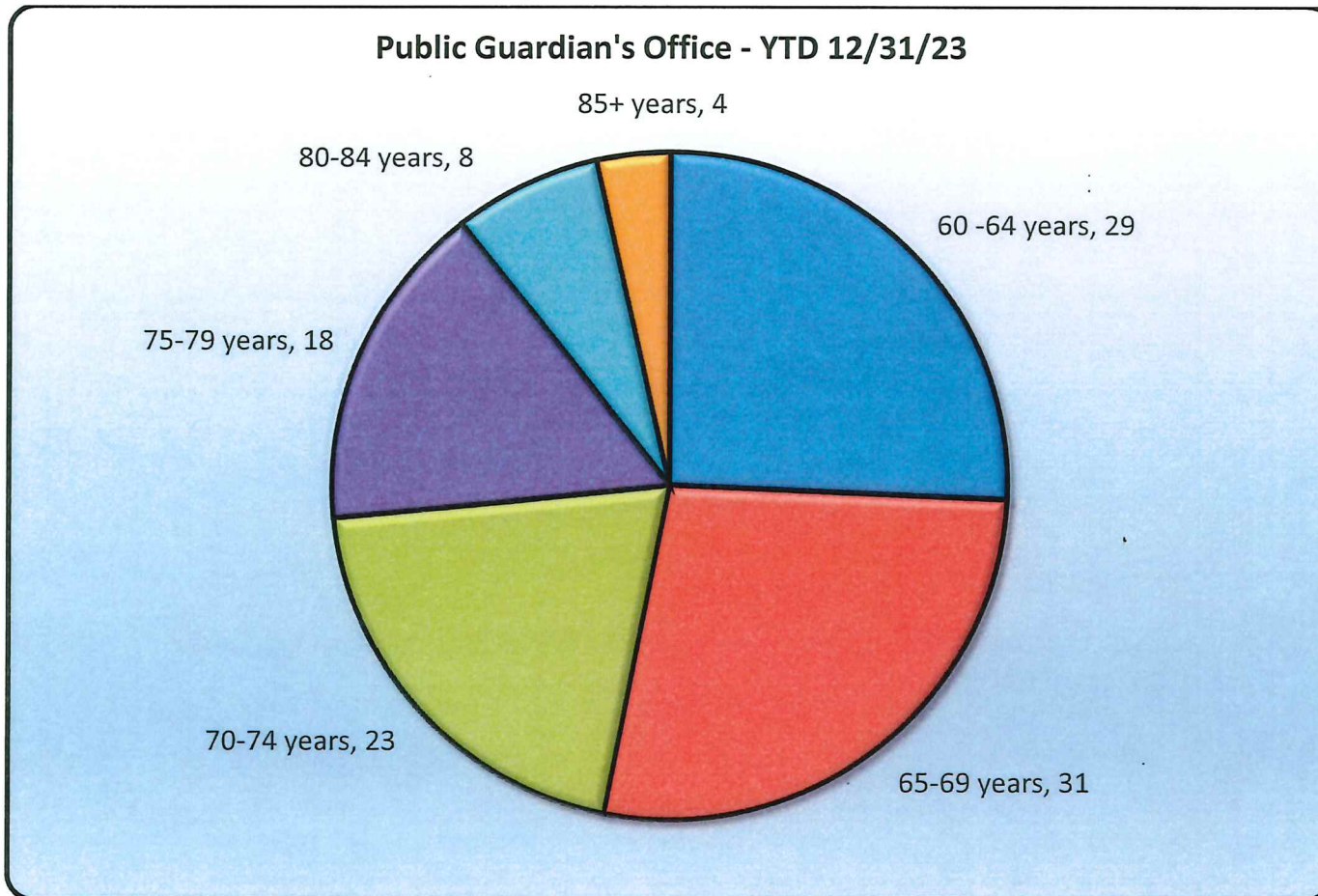
# Public Guardian

# COMMISSON ON AGING

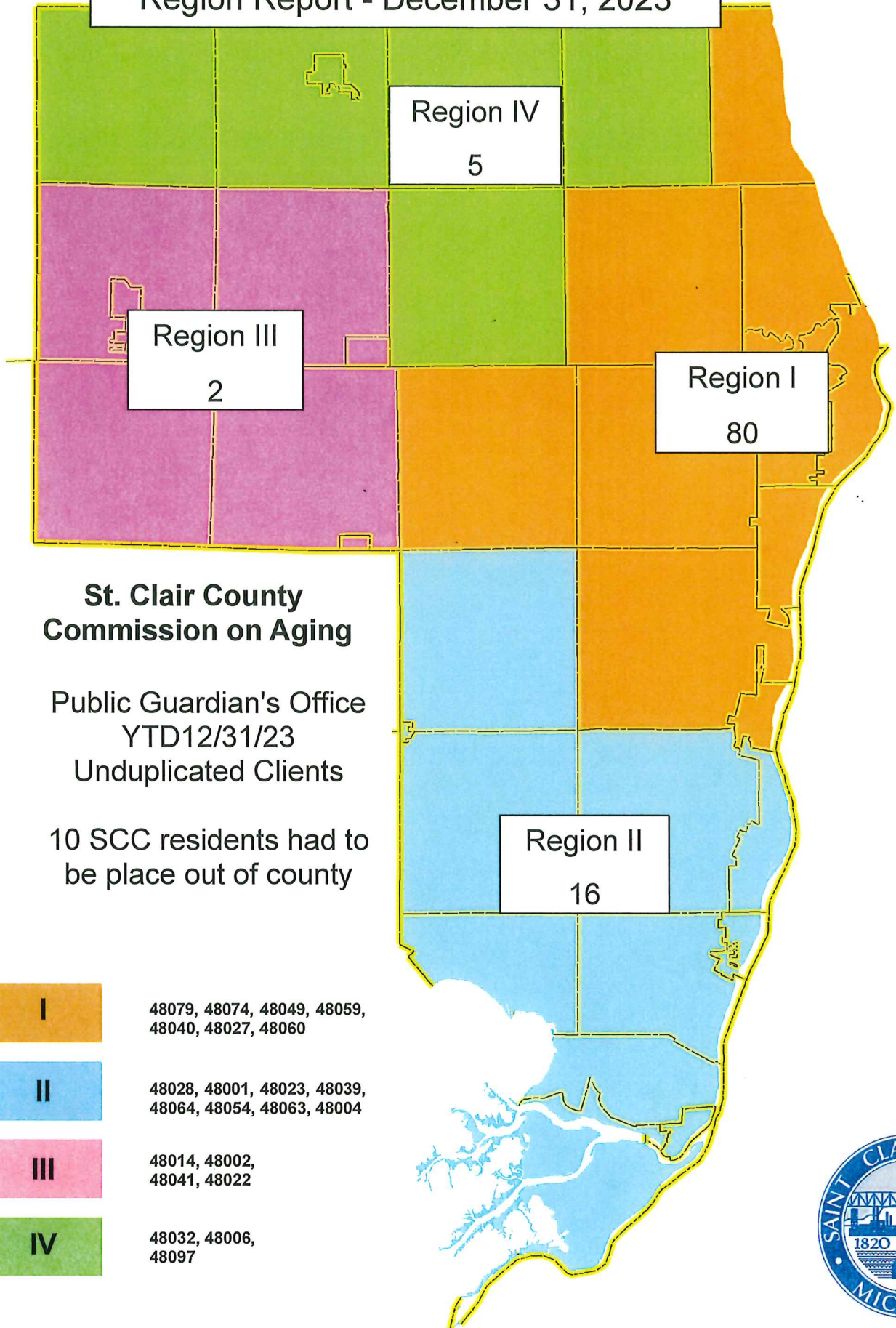
Public Guardian 's Office  
Clients by Age

YTD Report as of December 31, 2023

113 Unduplicated Seniors



Public Guardian's Office  
 Region Report - December 31, 2023





# ST. CLAIR COUNTY SENIOR SERVICES

## Year-to-Date Demographic Report - 2023

<b>YEAR TO DATE :</b>	12/31/2023	<b>PROGRAM:</b>	Public Guardian's Office - Housing Case Manager										
		<b>Prepared by:</b>	Kelly Strozeski										
AREA	YTD CLIENT #	CLIENT AGE - YTD Reports							INCOME - YTD Reports				
Zip code	YTD SERVED Unduplicated	60-64 years	65-69 years	70-74 years	75-79 years	80-84 years	85+ years	Client refused	100% or less of poverty	101% to 200% of poverty	201% to 250% of poverty	Over 250% of poverty	Client refused or agency did not collect
48027	0	0	0	0	0	0	0	0	0	0	0	0	0
48040	4	3	0	0	0	1	0	0	3	0	0	0	1
48049	2	1	0	1	0	0	0	0	1	1	0	0	0
48059	14	0	5	3	3	2	1	0	1	8	1	0	4
48060	53	13	17	13	9	0	1	0	26	10	1	2	14
48074	4	1	1	1	1	0	0	0	1	2	0	1	0
48079	3	1	0	1	0	0	1	0	3	0	0	0	0
48001	2	1	1	0	0	0	0	0	2	0	0	0	0
48004	0	0	0	0	0	0	0	0	0	0	0	0	0
48023	1	0	0	0	1	0	0	0	0	0	0	1	0
48028	0	0	0	0	0	0	0	0	0	0	0	0	0
48039	3	1	0	0	1	1	0	0	0	1	0	0	2
48054	9	0	4	2	1	1	1	0	4	0	0	0	5
48063	1	1	0	0	0	0	0	0	1	0	0	0	0
48064	0	0	0	0	0	0	0	0	0	0	0	0	0
48002	0	0	0	0	0	0	0	0	0	0	0	0	0
48014	2	1	0	1	0	0	0	0	1	0	0	1	0
48022	0	0	0	0	0	0	0	0	0	0	0	0	0
48041	0	0	0	0	0	0	0	0	0	0	0	0	0
48006	0	0	0	0	0	0	0	0	0	0	0	0	0
48032	0	0	0	0	0	0	0	0	0	1	0	0	0
48097	5	1	2	0	2	0	0	0	2	3	0	0	1
Out of County	10	5	1	1	1	3	0	0	5	2	0	0	3
<b>YTD SERVED</b>	<b>113</b>	<b>29</b>	<b>31</b>	<b>23</b>	<b>18</b>	<b>8</b>	<b>4</b>	<b>0</b>	<b>49</b>	<b>27</b>	<b>2</b>	<b>5</b>	<b>30</b>
<b>Zip Code/Service Area Legend:</b>		<b>WAIT LIST</b>						<b>OTHER MEASURES, IF APPLICABLE</b>					
Region I	Region III							<b>MEASURE</b>			<b>YTD</b>		
Region II	Region IV	<b># ON WAIT LIST YTD</b>						n/a					

# Sanborn Gratiot Memorial Home

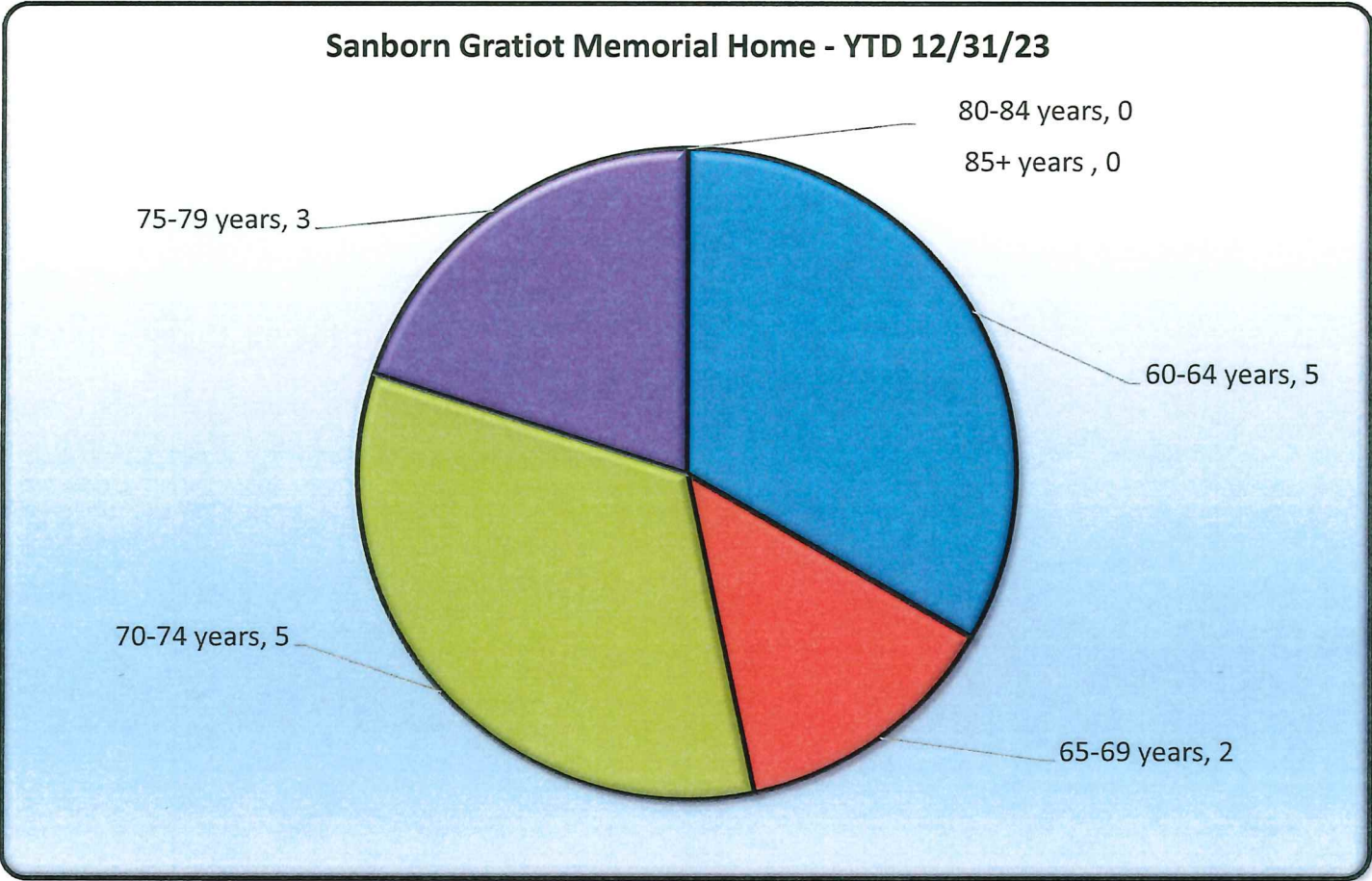
COMMISSON ON AGING

Sanborn Gratiot Memorial Home - Homeless Program

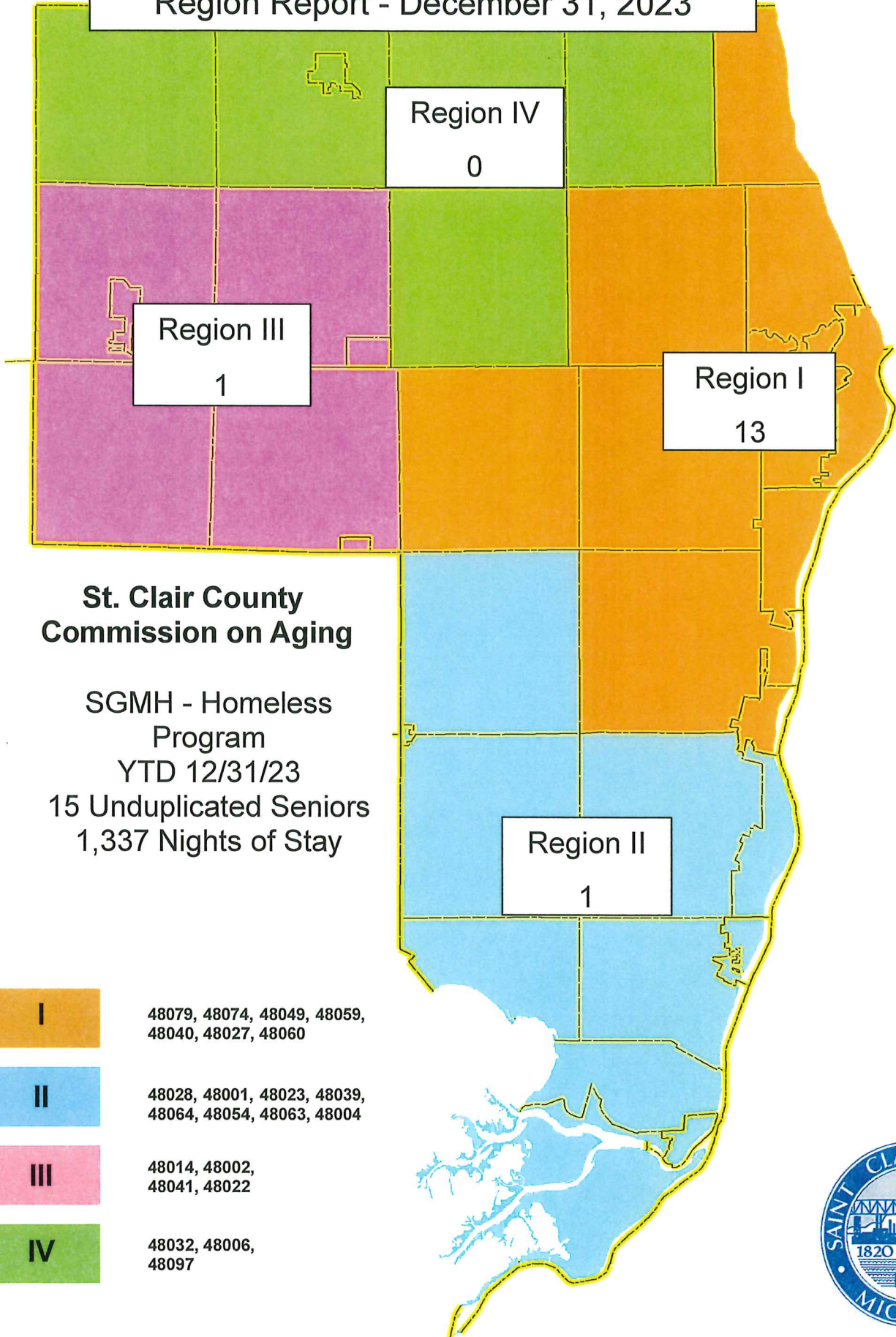
Clients by Age

YTD Report as of December 31, 2023

15 Unduplicated Seniors/1,337 Nights



**Sanborn Gratiot Memorial Home  
Region Report - December 31, 2023**



**St. Clair County  
Commission on Aging**

SGMH - Homeless  
Program  
YTD 12/31/23  
15 Unduplicated Seniors  
1,337 Nights of Stay

I	48079, 48074, 48049, 48059, 48040, 48027, 48060
II	48028, 48001, 48023, 48039, 48064, 48054, 48063, 48004
III	48014, 48002, 48041, 48022
IV	48032, 48006, 48097





# ST. CLAIR COUNTY SENIOR SERVICES

## Year-to-Date Demographic Report - 2023

<b>YEAR TO DATE :</b>	12/31/2023	<b>PROGRAM:</b>	Sanborn Gratiot Memorial Home - Emergency Placements/Homeless Program											
		<b>Prepared by:</b>	Susan Yeager											
<b>AREA</b>	<b>YTD CLIENT #</b>	<b>CLIENT AGE - YTD Reports</b>							<b>INCOME - YTD Reports</b>					
Zip code	YTD SERVED Unduplicated	#	60-64 years	65-69 years	70-74 years	75-79 years	80-84 years	85+ years	Client refused	100% or less of poverty	101% to 200% of poverty	201% to 250% of poverty	Over 250% of poverty	Client refused or agency did not collect
48027	0	0	0	0	0	0	0	0	0	0	0	0	0	0
48040	0	0	0	0	0	0	0	0	0	0	0	0	0	0
48049	0	0	0	0	0	0	0	0	0	0	0	0	0	0
48059	0	0	0	0	0	0	0	0	0	0	0	0	0	0
48060	13	4	2	5	2	0	0	0	0	13	0	0	0	0
48061	0	0	0	0	0	0	0	0	0	0	0	0	0	0
48074	0	0	0	0	0	0	0	0	0	0	0	0	0	0
48079	0	0	0	0	0	0	0	0	0	0	0	0	0	0
48001	1	0	0	0	1	0	0	0	0	1	0	0	0	0
48004	0	0	0	0	0	0	0	0	0	0	0	0	0	0
48023	0	0	0	0	0	0	0	0	0	0	0	0	0	0
48028	0	0	0	0	0	0	0	0	0	0	0	0	0	0
48039	0	0	0	0	0	0	0	0	0	0	0	0	0	0
48054	0	0	0	0	0	0	0	0	0	0	0	0	0	0
48063	0	0	0	0	0	0	0	0	0	0	0	0	0	0
48064	0	0	0	0	0	0	0	0	0	0	0	0	0	0
48002	0	0	0	0	0	0	0	0	0	0	0	0	0	0
48014	1	1	0	0	0	0	0	0	0	1	0	0	0	0
48022	0	0	0	0	0	0	0	0	0	0	0	0	0	0
48041	0	0	0	0	0	0	0	0	0	0	0	0	0	0
48006	0	0	0	0	0	0	0	0	0	0	0	0	0	0
48032	0	0	0	0	0	0	0	0	0	0	0	0	0	0
48097	0	0	0	0	0	0	0	0	0	0	0	0	0	0
<b>YTD SERVED</b>	<b>15</b>	<b>5</b>	<b>2</b>	<b>5</b>	<b>3</b>	<b>0</b>	<b>0</b>	<b>0</b>	<b>0</b>	<b>15</b>	<b>0</b>	<b>0</b>	<b>0</b>	<b>0</b>
<b>Zip Code/Service Area Legend:</b>			<b>WAIT LIST</b>						<b>OTHER MEASURES, IF APPLICABLE</b>					
Region I	Region III							MEASURE					YTD	
Region II	Region IV	# ON WAIT LIST YTD						# Days						1337



# Visiting Nurses Association

# Personal Emergency Response System (PERS)

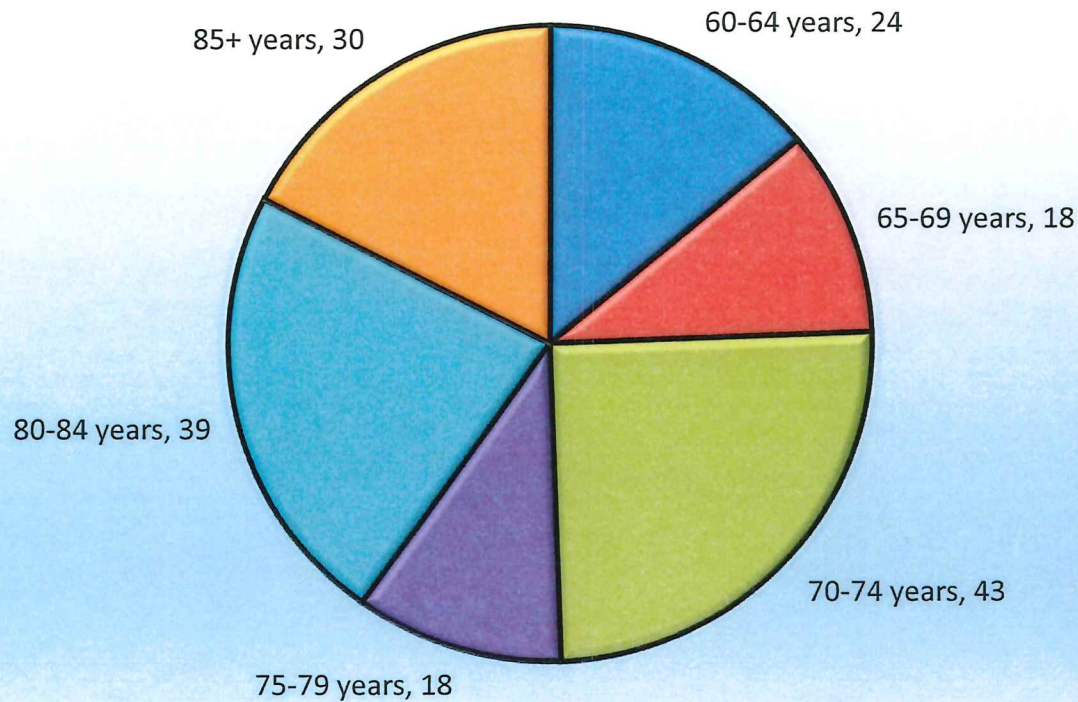
# COMMISSON ON AGING

## VNA - Personal Emergency Response System Clients by Age

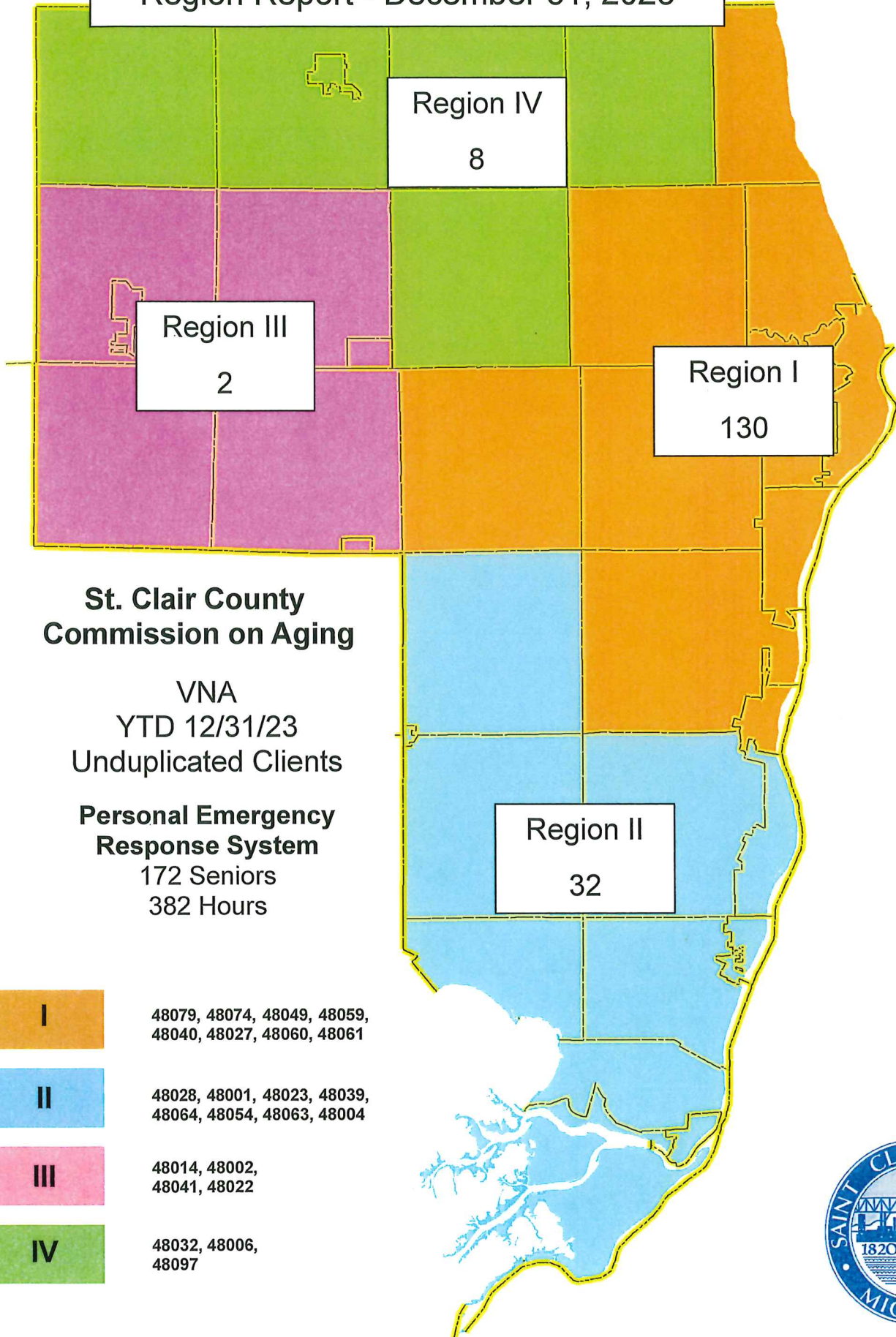
YTD Report as of December 31, 2023

172 Unduplicated Seniors/382 Hours

VNA Personal Emergency Response System - YTD 12/31/23



Visiting Nurses Association  
Region Report - December 31, 2023



**St. Clair County  
Commission on Aging**

VNA  
YTD 12/31/23  
Unduplicated Clients

**Personal Emergency  
Response System**  
172 Seniors  
382 Hours

<b>I</b>	48079, 48074, 48049, 48059, 48040, 48027, 48060, 48061
<b>II</b>	48028, 48001, 48023, 48039, 48064, 48054, 48063, 48004
<b>III</b>	48014, 48002, 48041, 48022
<b>IV</b>	48032, 48006, 48097





# ST. CLAIR COUNTY SENIOR SERVICES

## Year-to-Date Demographic Report - 2023

<b>YEAR TO DATE :</b>	12/31/2023	<b>PROGRAM:</b>	VNA PERS Program											
		<b>Prepared by:</b>	Jessica Plewinski											
<b>AREA</b>	<b>YTD CLIENT #</b>	<b>CLIENT AGE - YTD Reports</b>							<b>INCOME - YTD Reports</b>					
Zip code	YTD SERVED Unduplicated	60-64 years	65-69 years	70-74 years	75-79 years	80-84 years	85+ years	Client refused	100% or less of poverty	101% to 200% of poverty	201% to 250% of poverty	Over 250% of poverty	Client refused or agency did not collect	
48027	1	0	0	1	0	0	0	0	1	0	0	0	0	
48040	23	6	1	6	2	4	4	0	11	12	0	0	0	
48049	0	0	0	0	0	0	0	0	0	0	0	0	0	
48059	5	1	0	1	0	2	1	0	0	5	0	0	0	
48060	73	11	10	19	8	19	6	0	44	29	0	0	0	
48061	0	0	0	0	0	0	0	0	0	0	0	0	0	
48074	5	1	0	2	1	1	0	0	3	2	0	0	0	
48079	23	0	3	8	1	6	5	0	7	16	0	0	0	
48001	15	3	3	2	2	2	3	0	5	10	0	0	0	
48004	0	0	0	0	0	0	0	0	0	0	0	0	0	
48023	1	0	0	0	1	0	0	0	0	1	0	0	0	
48028	0	0	0	0	0	0	0	0	0	0	0	0	0	
48039	9	1	1	1	1	1	4	0	6	3	0	0	0	
48054	6	1	0	0	1	0	4	0	1	5	0	0	0	
48063	0	0	0	0	0	0	0	0	0	0	0	0	0	
48064	1	0	0	0	0	1	0	0	0	1	0	0	0	
48002	0	0	0	0	0	0	0	0	0	0	0	0	0	
48014	0	0	0	0	0	0	0	0	0	0	0	0	0	
48022	1	0	0	1	0	0	0	0	0	1	0	0	0	
48041	1	0	0	0	0	0	1	0	1	0	0	0	0	
48006	2	0	0	0	0	1	1	0	0	2	0	0	0	
48032	1	0	0	1	0	0	0	0	1	0	0	0	0	
48097	5	0	0	1	1	2	1	0	1	4	0	0	0	
<b>YTD SERVED</b>	<b>172</b>	<b>24</b>	<b>18</b>	<b>43</b>	<b>18</b>	<b>39</b>	<b>30</b>	<b>0</b>	<b>81</b>	<b>91</b>	<b>0</b>	<b>0</b>	<b>0</b>	
<b>Zip Code/Service Area Legend:</b>		<b>WAIT LIST</b>						<b>OTHER MEASURES, IF APPLICABLE</b>						
Region I	Region III							<b>MEASURE</b>		<b>YTD</b>				
Region II	Region IV	<b># ON WAIT LIST YTD</b>						<b># Hours</b>		<b>382</b>				

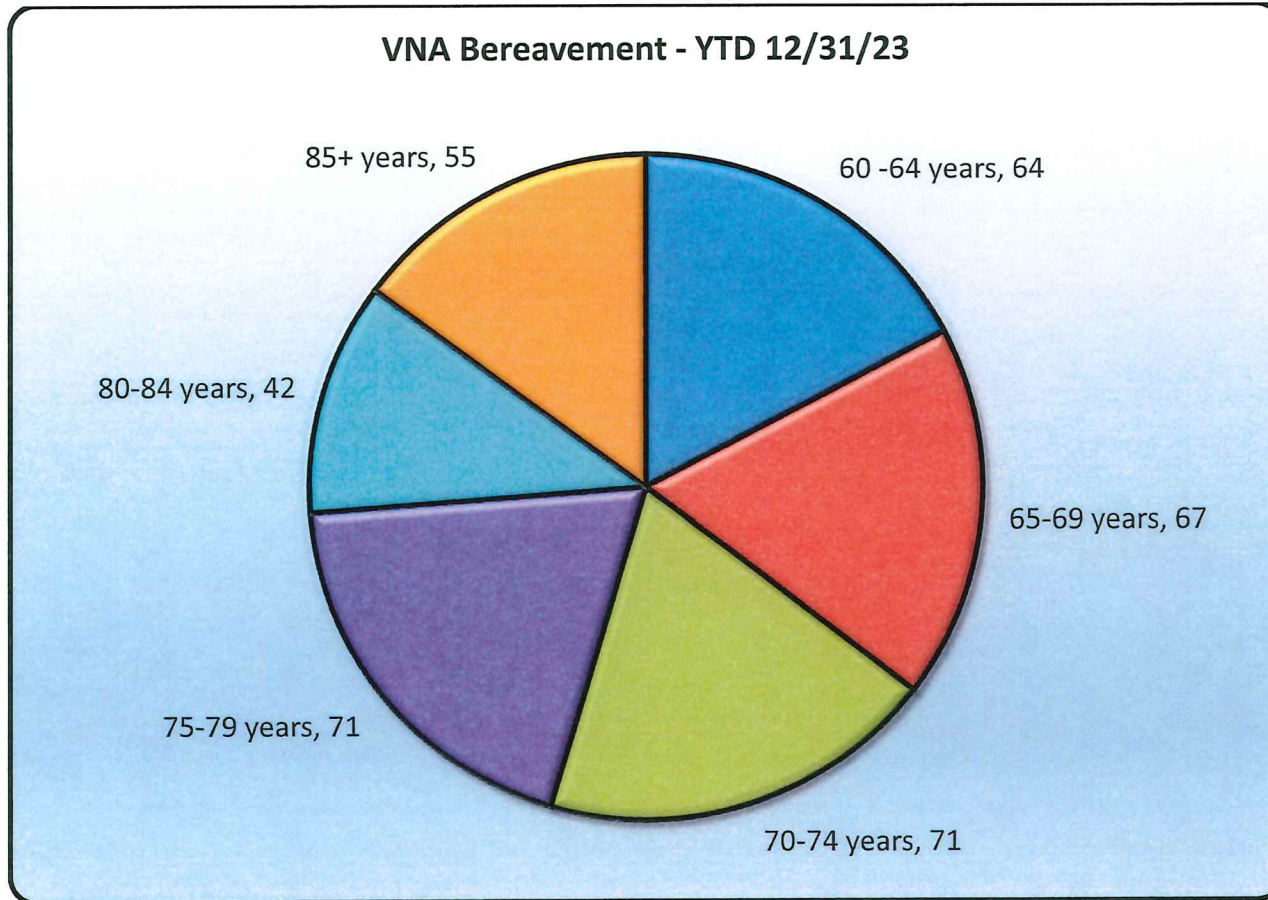
# Bereavement Services

# COMMISSON ON AGING

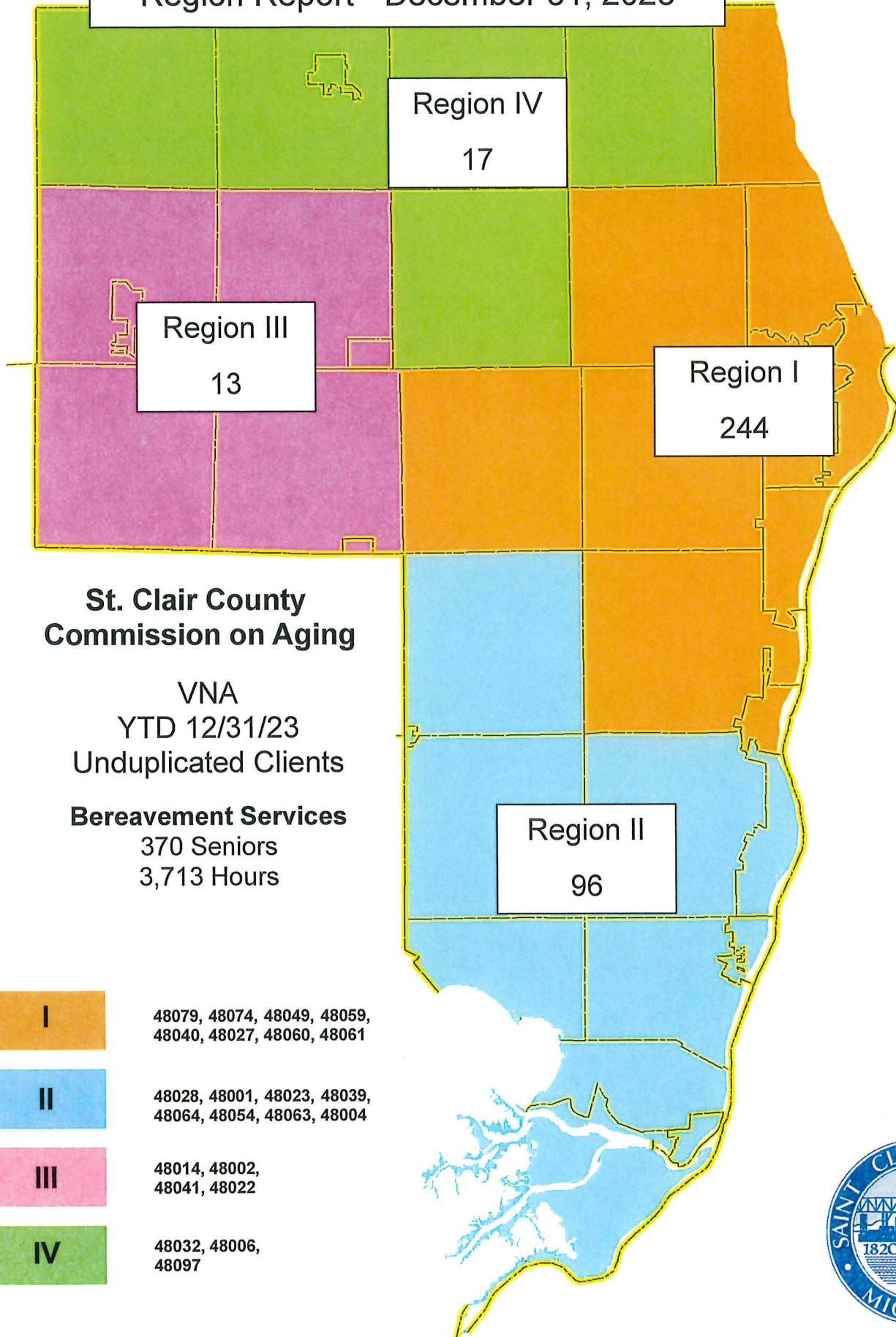
## Visiting Nurses Association - Bereavement Clients by Age

YTD Report as of December 31, 2023

370 Unduplicated Seniors/3,713 Hours



Visiting Nurses Association  
Region Report - December 31, 2023



**St. Clair County  
Commission on Aging**

VNA  
YTD 12/31/23  
Unduplicated Clients

**Bereavement Services**  
370 Seniors  
3,713 Hours

I	48079, 48074, 48049, 48059, 48040, 48027, 48060, 48061
II	48028, 48001, 48023, 48039, 48064, 48054, 48063, 48004
III	48014, 48002, 48041, 48022
IV	48032, 48006, 48097







# ST. CLAIR COUNTY SENIOR SERVICES

## Year-to-Date Demographic Report - 2023

<b>YEAR TO DATE :</b>	12/31/2023	<b>PROGRAM:</b>	VNA BEREAVEMENT										
		<b>Prepared by:</b>	Jessica Plewinski										
<b>AREA</b>	<b>YTD CLIENT #</b>	<b>CLIENT AGE - YTD Reports</b>							<b>INCOME - YTD Reports</b>				
Zip code	YTD SERVED Unduplicated	60-64 years	65-69 years	70-74 years	75-79 years	80-84 years	85+ years	Client refused	100% or less of poverty	101% to 200% of poverty	201% to 250% of poverty	Over 250% of poverty	Client refused or agency did not collect
48027	5	1	0	1	0	2	1	0	0	0	0	0	5
48040	40	5	7	8	10	2	8	0	0	0	0	0	40
48049	20	5	2	7	0	1	5	0	0	0	0	0	20
48059	39	3	13	7	9	2	5	0	0	0	0	0	39
48060	76	14	13	16	16	6	11	0	0	0	0	0	76
48061	0	0	0	0	0	0	0	0	0	0	0	0	0
48074	31	9	6	4	3	3	6	0	0	0	0	0	31
48079	33	5	9	7	4	2	6	0	0	0	0	0	33
48001	25	5	4	4	4	5	3	0	0	0	0	0	25
48004	0	0	0	0	0	0	0	0	0	0	0	0	0
48023	4	0	2	1	0	0	1	0	0	0	0	0	4
48028	2	0	0	0	1	1	0	0	0	0	0	0	2
48039	16	1	3	7	1	3	1	0	0	0	0	0	16
48054	31	6	5	2	7	8	3	0	0	0	0	0	31
48063	12	3	1	1	4	3	0	0	0	0	0	0	12
48064	6	3	0	1	1	1	0	0	0	0	0	0	6
48002	2	1	0	0	1	0	0	0	0	0	0	0	2
48014	4	0	1	0	1	1	1	0	0	0	0	0	4
48022	5	1	0	0	4	0	0	0	0	0	0	0	5
48041	2	0	0	2	0	0	0	0	0	0	0	0	2
48006	9	2	0	1	5	0	1	0	0	0	0	0	9
48032	2	0	0	0	0	0	2	0	0	0	0	0	2
48097	6	0	1	2	0	2	1	0	0	0	0	0	6
<b>YTD SERVED</b>	<b>370</b>	<b>64</b>	<b>67</b>	<b>71</b>	<b>71</b>	<b>42</b>	<b>55</b>	<b>0</b>	<b>0</b>	<b>0</b>	<b>0</b>	<b>0</b>	<b>370</b>
<b>Zip Code/Service Area Legend:</b>		<b>WAIT LIST</b>						<b>OTHER MEASURES, IF APPLICABLE</b>					
Region I	Region III							<b>MEASURE</b>			<b>YTD</b>		
Region II	Region IV	<b># ON WAIT LIST YTD</b>						<b># Hours</b>			3712.75		

# Hospice Room and Board

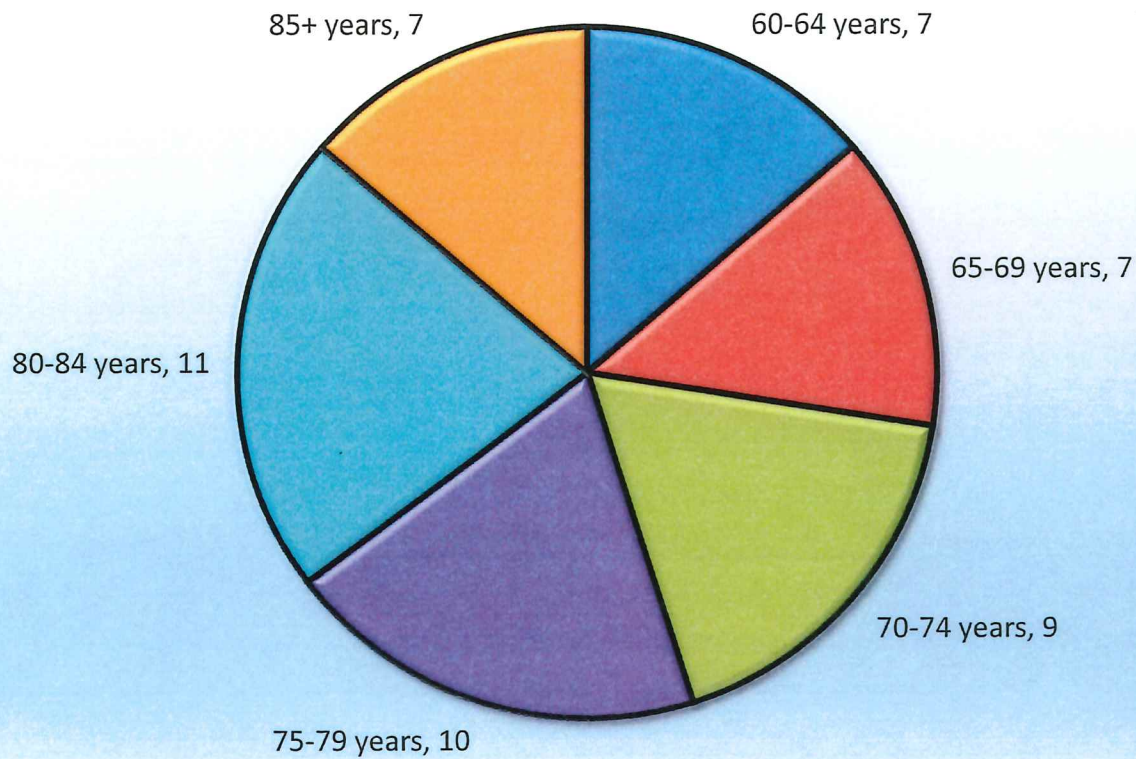
# COMMISSON ON AGING

Visiting Nurses Association - Blue Water Hospice Home  
Clients by Age

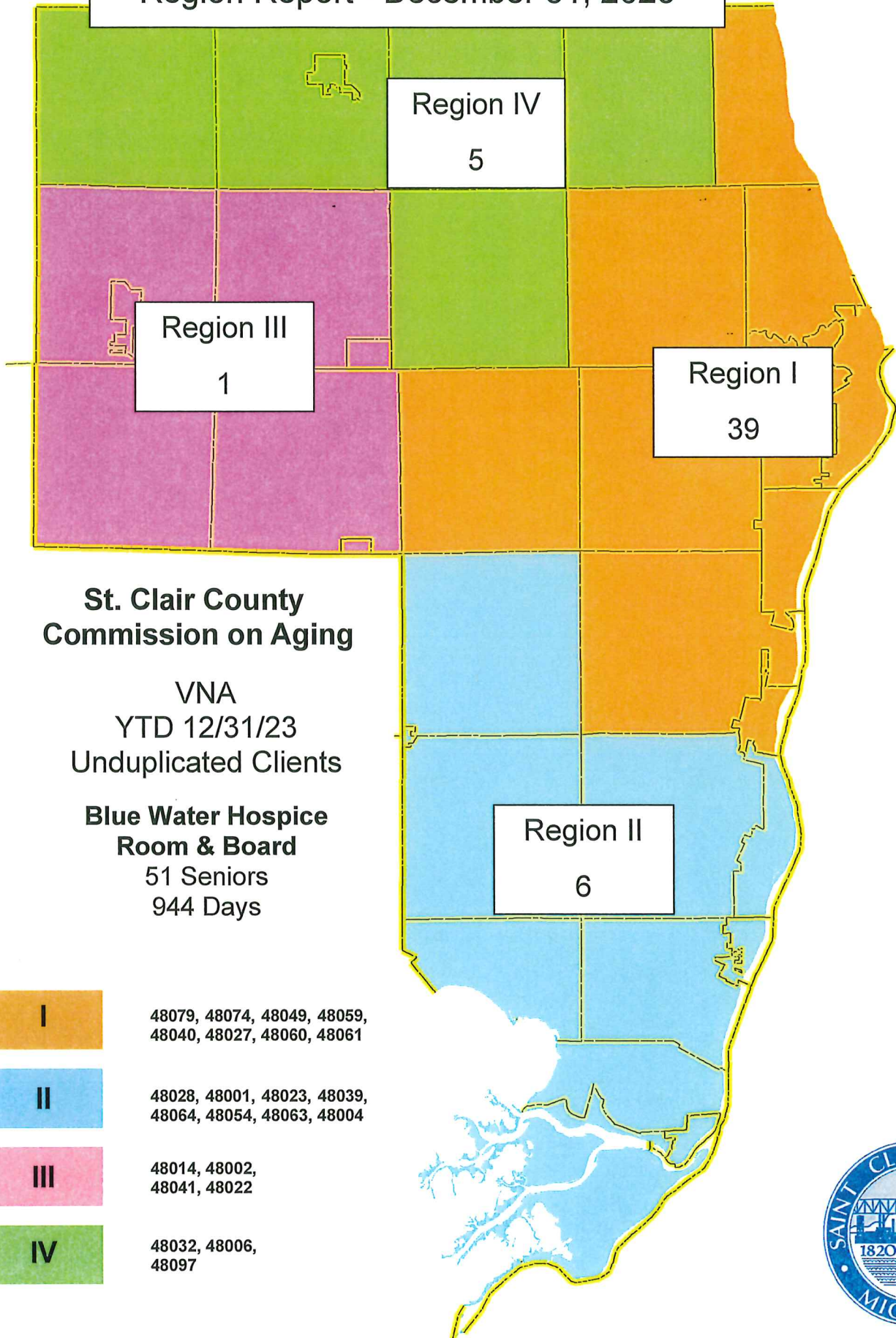
YTD Report as of December 31, 2023

51 Unduplicated Seniors/944 Days

VNA - Blue Water Hospice Room & Board - YTD 12/31/23



Visiting Nurses Association  
 Region Report - December 31, 2023



**St. Clair County  
 Commission on Aging**

VNA  
 YTD 12/31/23  
 Unduplicated Clients

**Blue Water Hospice  
 Room & Board**  
 51 Seniors  
 944 Days

I	48079, 48074, 48049, 48059, 48040, 48027, 48060, 48061
II	48028, 48001, 48023, 48039, 48064, 48054, 48063, 48004
III	48014, 48002, 48041, 48022
IV	48032, 48006, 48097





# ST. CLAIR COUNTY SENIOR SERVICES

## Year-to-Date Demographic Report - 2023

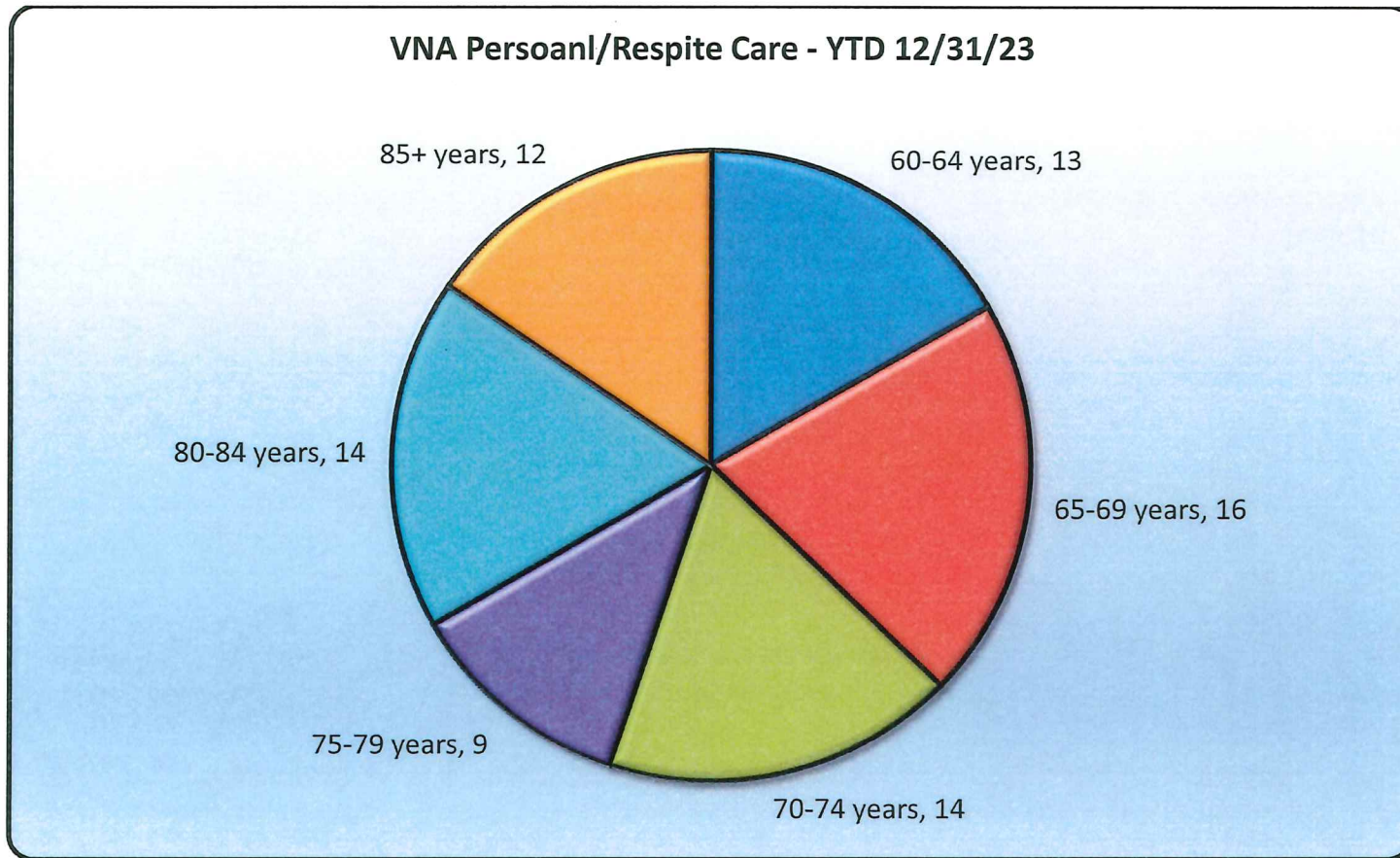
<b>YEAR TO DATE :</b>	12/31/2023	<b>PROGRAM:</b>	VNA BLUE WATER HOSPICE - ROOM AND BOARD											
		<b>Prepared by:</b>	Jessica Plewinski											
<b>AREA</b>	<b>YTD CLIENT #</b>	<b>CLIENT AGE - YTD Reports</b>							<b>INCOME - YTD Reports</b>					
Zip code	YTD SERVED Unduplicated #	60-64 years	65-69 years	70-74 years	75-79 years	80-84 years	85+ years	Client refused	100% or less of poverty	101% to 200% of poverty	201% to 250% of poverty	Over 250% of poverty	Client refused or agency did not collect	
48027	0	0	0	0	0	0	0	0	0	0	0	0	0	
48040	4	1	0	2	1	0	0	0	2	2	0	0	0	
48049	1	0	0	0	0	1	0	0	1	0	0	0	0	
48059	9	0	0	2	0	4	3	0	4	3	1	0	1	
48060	20	4	4	3	4	2	3	0	11	8	1	0	0	
48061	0	0	0	0	0	0	0	0	0	0	0	0	0	
48074	2	0	1	0	0	0	1	0	1	1	0	0	0	
48079	3	0	0	2	1	0	0	0	1	2	0	0	0	
48001	2	0	0	0	2	0	0	0	1	1	0	0	0	
48004	0	0	0	0	0	0	0	0	0	0	0	0	0	
48023	2	0	1	0	0	1	0	0	1	1	0	0	0	
48028	0	0	0	0	0	0	0	0	0	0	0	0	0	
48039	0	0	0	0	0	0	0	0	0	0	0	0	0	
48054	1	0	0	0	0	1	0	0	0	1	0	0	0	
48063	1	0	0	0	1	0	0	0	1	0	0	0	0	
48064	0	0	0	0	0	0	0	0	0	0	0	0	0	
48002	0	0	0	0	0	0	0	0	0	0	0	0	0	
48014	1	0	1	0	0	0	0	0	1	0	0	0	0	
48022	0	0	0	0	0	0	0	0	0	0	0	0	0	
48041	0	0	0	0	0	0	0	0	0	0	0	0	0	
48006	3	1	0	0	1	1	0	0	3	0	0	0	0	
48032	0	0	0	0	0	0	0	0	0	0	0	0	0	
48097	2	1	0	0	0	1	0	0	1	1	0	0	0	
<b>YTD SERVED</b>	<b>51</b>	<b>7</b>	<b>7</b>	<b>9</b>	<b>10</b>	<b>11</b>	<b>7</b>	<b>0</b>	<b>28</b>	<b>20</b>	<b>2</b>	<b>0</b>	<b>1</b>	
<b>Zip Code/Service Area Legend:</b>		<b>WAIT LIST</b>						<b>OTHER MEASURES, IF APPLICABLE</b>						
Region I	Region III							<b>MEASURE</b>		<b>YTD</b>				
Region II	Region IV	<b># ON WAIT LIST YTD</b>						<b># Nights</b>		<b>944</b>				

# Respite/Personal Care Services

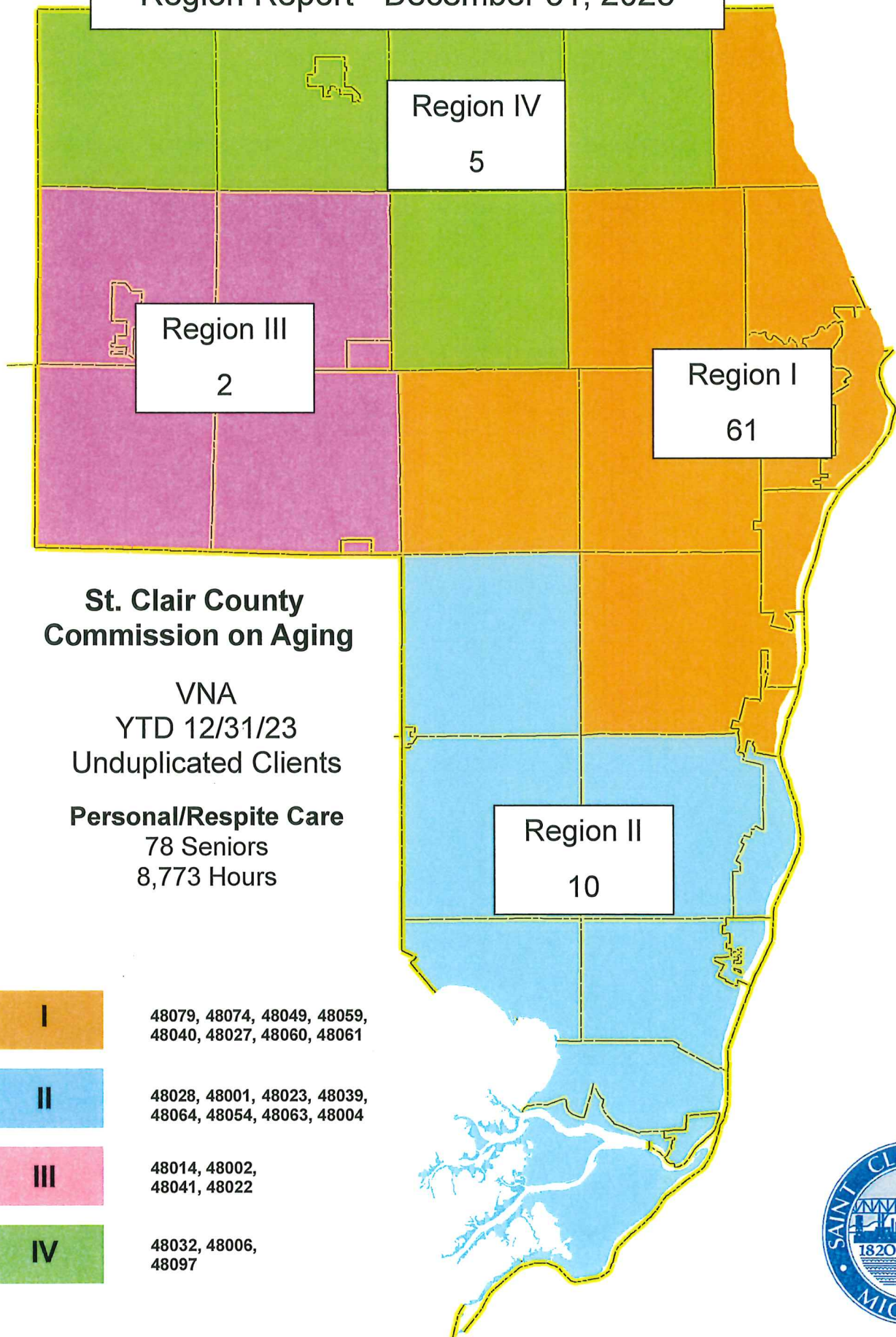
# COMMISSON ON AGING

## Visiting Nurses Association - Personal/Respite Care Clients by Age

YTD Report as of December 31, 2023  
78 Unduplicated Seniors/ 8,773 Hours



Visiting Nurses Association  
 Region Report - December 31, 2023



**St. Clair County  
 Commission on Aging**

VNA  
 YTD 12/31/23  
 Unduplicated Clients

**Personal/Respite Care**  
 78 Seniors  
 8,773 Hours

I	48079, 48074, 48049, 48059, 48040, 48027, 48060, 48061
II	48028, 48001, 48023, 48039, 48064, 48054, 48063, 48004
III	48014, 48002, 48041, 48022
IV	48032, 48006, 48097







# ST. CLAIR COUNTY SENIOR SERVICES

## Year-to-Date Demographic Report - 2023

<b>YEAR TO DATE :</b>	12/31/2023	<b>PROGRAM:</b>	VNA Personal/Respite Care-Private Duty
-----------------------	------------	-----------------	--

<b>Prepared by:</b>	Jessica Plewinski
---------------------	-------------------

AREA Zip code	YTD CLIENT # YTD SERVED Unduplicated	CLIENT AGE - YTD Reports							INCOME - YTD Reports				
		60-64 years	65-69 years	70-74 years	75-79 years	80-84 years	85+ years	Client refused	100% or less of poverty	101% to 200% of poverty	201% to 250% of poverty	Over 250% of poverty	Client refused or agency did not collect
48027	1	0	0	1	0	0	0	0	0	0	0	0	1
48040	6	1	0	2	1	1	1	0	1	2	0	1	2
48049	1	0	0	1	0	0	0	0	1	0	0	0	0
48059	4	1	1	0	0	1	1	0	2	2	0	0	0
48060	46	8	13	5	7	5	8	0	11	16	2	3	14
48061	0	0	0	0	0	0	0	0	0	0	0	0	0
48074	1	0	0	0	0	1	0	0	0	0	0	1	0
48079	2	0	0	1	0	0	1	0	2	0	0	0	0
48001	2	0	1	0	0	1	0	0	1	1	0	0	0
48004	0	0	0	0	0	0	0	0	0	0	0	0	0
48023	2	1	1	0	0	0	0	0	0	0	0	0	2
48028	0	0	0	0	0	0	0	0	0	0	0	0	0
48039	1	1	0	0	0	0	0	0	0	0	0	0	1
48054	4	0	0	2	0	1	1	0	0	3	0	1	0
48063	0	0	0	0	0	0	0	0	0	0	0	0	0
48064	1	0	0	0	0	1	0	0	0	1	0	0	0
48002	0	0	0	0	0	0	0	0	0	0	0	0	0
48014	0	0	0	0	0	0	0	0	0	0	0	0	0
48022	0	0	0	0	0	0	0	0	0	0	0	0	0
48041	2	1	0	0	0	1	0	0	0	0	0	0	2
48006	3	0	0	1	1	1	0	0	0	1	2	0	0
48032	0	0	0	0	0	0	0	0	0	0	0	0	0
48097	2	0	0	1	0	1	0	0	0	2	0	0	0
<b>YTD SERVED</b>	<b>78</b>	<b>13</b>	<b>16</b>	<b>14</b>	<b>9</b>	<b>14</b>	<b>12</b>	<b>0</b>	<b>18</b>	<b>28</b>	<b>4</b>	<b>6</b>	<b>22</b>

<b>Zip Code/Service Area Legend:</b>		<b>WAIT LIST</b>			<b>OTHER MEASURES, IF APPLICABLE</b>		
Region I	Region III				<b>MEASURE</b>		<b>YTD</b>
Region II	Region IV	<b># ON WAIT LIST YTD</b>			<b># Hours</b>		8,773